



2 0 2 3 - 2 0 2 4



# JR. SPIRIT

— C O M P E T I T I O N S —

**2023 – 2024 USA JUNIOR HIGH/MIDDLE SCHOOL  
& USA RECREATIONAL (YOUTH) TEAMS  
EVENT INFORMATION PACKET  
TABLE OF CONTENTS**

- 3 [Save the Date: 2024 USA Jr. Nationals](#)
- 4 [2024 Nationals Registration Process](#)
- 5 [One-Day Event Registration](#)
- 6 [2023-24 USA Jr. Spirit Competition Divisions](#)
- 8 [2023-24 USA Recreation Competition Divisions](#)
- 9 [2023-24 Competitions General Information](#)
- 20 [Categories/Divisions Rules](#)
- 24 [Safety Rules Review Cheer/Song/Pom](#)
- 25 [Junior and Rec Teams Show Cheer & Group Stunt Division Limitations](#)
- 29 [Junior and Rec Teams Spirit Score Sheets \(Show Cheer & Group Stunt\)](#)
- 32 [Deduction Scoring Guidelines](#)
- 33 [Legality Scoring Guidelines - Cheer](#)
- 34 [Song/Pom Safety Rules](#)
- 38 [Song/Pom Glossary of Terms](#)
- 45 [Song/Pom Score Sheet](#)
- 46 [Legality Scoring Guidelines – Song/Pom](#)
- 47 [Cheer Game Day Rules & Guidelines](#)
- 55 [Song/Pom Game Day Rules & Guidelines](#)

Visit [usa.varsity.com](http://usa.varsity.com) for the most up-to-date competition and camp information this season!

Information is subject to change.

**VERSION 6.1.23**

**The USA is proud to offer multiple events  
for school/recreational teams this season!**

We hope that this informational packet helps prepare you for one-day events  
and *“the most spirited weekend of the year!”*

**Save the Date!**



**2024 USA Jr. Nationals  
Anaheim Convention Center  
February 18, 2024**

### **Jr. Nationals Qualification Requirements**

All Divisions, including Game Day - Prior qualification through a USA Regional competition or other sanctioned event/process is required in order to attend Jr. Nationals in any division.

Bids to Nationals are awarded to teams receiving 80% of total possible points for all cheer, group stunt and game day cheer divisions and 75% of total possible points for all song and game day song divisions, regardless of any penalties received.

## 2024 NATIONALS REGISTRATION PROCESS

**2024 USA Jr. Nationals** in Anaheim, CA on **February 18, 2024**

Please visit <https://www.varsity.com/usa/school/competitions/juniornationals/> for the most accurate and up to date event information.

### REGISTRATION

**Registration must be submitted online on or before December 1, 2023.**

**Please do not wait to qualify before registering as registration will close before all regional competitions have taken place. No money is due until December 15, 2023. If a team does not qualify for Nationals, all monies paid will be refunded.**

Performance order will be determined by date registration is entered if deposit or payment in full is received by the deposit due date. If payment is not received by the deposit due date, performance order will then be determined by the date payment is received. Performance order adjustments may be necessary due to division/team conflicts.

Event registration is done on-line on the USA website at <https://www.varsity.com/usa/school/competitions/juniornationals/>. **You cannot register for the 2024 USA Jr. Nationals event on myVarsity.com.**

Please have the following ready before you start the registration process:

- myVarsity.com account login username and password. If you cannot find or need a login, please contact the USA office at 800-886-4872 or [USARegistration@varsity.com](mailto:USARegistration@varsity.com).
- Information for all athletes (first name, last name, gender, and birthdate) for team roster
- Divisions in which your teams will compete

### PAYMENT INFORMATION

Please wait until the registration has been verified and you have received a confirmation email from the USA office before you submit payment.

Registrations are not confirmed until payment is received.

Acceptable forms of payment are school check, money order, cashier's check, purchase order or credit card. USA does not accept business checks, personal checks, or multiple check payments from individual squad members.

Registrations, even with payment, do not guarantee event entry as the competition may close prior to the deadlines due to capacity. Registrations that are not paid in full, or guaranteed by school purchase order are subject to cancellation at any time, but will be cancelled no later than by **February 2, 2024**.

### DEADLINES

**December 1, 2023** – Registration must be submitted online on or before December 1<sup>st</sup>

**December 15, 2023** – \$50 non-refundable per competitor deposit due

**January 19, 2024** – Deadline for Division and/or Roster changes due. **There are no division changes after January 19, 2024.**

**January 19, 2024** – Original Junior Nationals Release and Waiver Forms are due in the USA office. **Please use the specific Nationals release form.**

**February 2, 2024** – Final balance due

## ONE DAY EVENT REGISTRATION

### ONE-DAY REGISTRATION POLICY & FEES

**Early Bird Registration Fee** The registration must be paid in full 21 days or more prior to the event for which you wish to register to lock in the early bird rate.

**On-Time Registration Fee** The on-time registration fee will apply to those registrations paid in full 8-20 days prior to the event. New registrations will not be accepted the week of the event. Competitions may close to additional participants at any time, including before the “Early Bird” registration/entry deadline.

Acceptable forms of payment include school purchase order, school check, cashier’s check, money order, or credit card. Personal checks, organizational checks, cash or individual payments are not accepted. The school name must appear on the PO.

Alternates - Additional team members in attendance but not competing must be on the team roster, submit a release form and be in the proper team uniform in order to go into the back stage/warm up area. If the competition registration is a per person fee, the alternates must also be registered and pay the competition fee.

Requests for refunds, transfers of registration fees (registration fees may be transferred only once and registration fee transfers may not be split) or category/division changes will be accommodated only if notice is submitted in writing 10 days or more prior to the affected event. After that time, all funds become non-transferable and non-refundable. Teams are responsible for the full registration fee(s) for cancellations past the refund deadline, regardless of payment status.

### TEAM ONSITE REGISTRATION INFORMATION

All teams should report to the registration table no later than 45 minutes prior to the beginning of the division in which they are competing.

You will need to submit an alphabetized list of all participating athletes as well as a signed USA participant release and waiver form (school and rec teams) for each participant. **We ask that all release and waiver forms be alphabetized by last name.**

## USA JR HIGH SPIRIT & GAME DAY DIVISIONS for 2023-2024

Blue indicates a change/update from the 2022-23 competition season.

For detailed division limitations for Novice, Intermediate and Advanced please visit the USA website at:  
<https://www.varsity.com/usa/school/competitions/rulesandscoreing/>

### CHEER DIVISIONS

<b>Show Cheer -- Advanced (Building &amp; Tumbling Skills)</b>			
Routine Length: 2:30 Minutes			
Elementary	• 6th Grade and Younger	• Female/Male	• 5 - 36 Members
Jr. High	• 9th Grade and Younger	• Female (0-1 Male)	• 5 - 36 Members
Jr. High Co-Ed	• 9th Grade and Younger	• Female (2+ Males)	• 5 - 36 Members
<b>Show Cheer -- Intermediate (Building &amp; Tumbling Skills)</b>			
Routine Length: 2:30 Minutes			
Jr. High	• 9th Grade and Younger	• Female (0-1 Male)	• 5 - 36 Members
Jr. High Co-Ed	• 9th Grade and Younger	• Female (2+ Males)	• 5 - 36 Members
<b>Show Cheer -- Novice (Building &amp; Tumbling Skills)</b>			
Routine Length: 2:30 Minutes			
Elementary	• 6th Grade and Younger	• Female/Male	• 5 - 36 Members
Jr. High	• 9th Grade and Younger	• Female (0-1 Male)	• 5 - 36 Members
Jr. High Co-Ed	• 9th Grade and Younger	• Female (2+ Males)	• 5 - 36 Members
<b>Show Cheer -- Non-Tumbling (Building Skills)</b>			
Routine Length: 2:30 Minutes			
Jr. High	• 9th Grade and Younger	• Female/Male	• 5 - 36 Members
<b>Group Stunt</b>			
Routine Length: 1 Minute			
Jr. High - Novice	• 9th Grade and Younger	• All Female or All Male	• 4 - 5 Members
Jr. High - Advanced	• 9th Grade and Younger	• All Female or All Male	• 4 - 5 Members
<b>Game Day Band Chant - Cheer</b>			
Routine Length: 1 Minute			
Jr. High	• 9th Grade and Younger	• Female/Male	• 5+ Members
<b>Game Day Situational Sideline/Cheer - Cheer</b>			
Routine Length: 1 Minute			
Jr. High	• 9th Grade and Younger	• Female/Male	• 5+ Members
<b>Game Day Fight Song - Cheer</b>			
Routine Length: 1 Minute			
Jr. High	• 9th Grade and Younger	• Female/Male	• 5+ Members

*All Divisions, including Game Day* - Prior qualification through a USA Regional competition or other sanctioned event/process is required in order to attend Jr. Nationals in any division. Bids to Nationals are awarded to teams receiving 80% of total possible points for all cheer, group stunt and game day cheer divisions and 75% of total possible points for all song and game day song divisions, regardless of any penalties received.

The United Spirit Association reserves the right to add, delete, combine and/or split divisions in the interest of competition.

All male teams will compete under the "Co-Ed" division, if registered.

**Show Cheer Division Splits**

Show Cheer divisions will be split by size once there are 10 teams (Non-Nationals and Nationals) in the division. There must be at least 3 teams in each division once a split occurs to keep the divisions separated by size.

See grid below for show cheer division splits by team size:

Small Show Cheer	• 5 - 19 Members
Large Show Cheer	• 20 - 36 Members

**Game Day (Cheer) Division Splits**

Divisions will be split by size once there are 10 teams (Non-Nationals/Nationals) in the division. There must be at least 4 teams in each division once a split occurs to keep the divisions separated by size.

**SONG/POM DIVISIONS**

<b>Song/Pom</b>			
Routine Length: 2:30 Minutes			
Elementary	• 6th Grade and Younger	• Female/Male	• 5 - 23 Members
Jr. High	• 9th Grade and Younger	• Female/Male	• 5 - 23 Members
<b>Game Day All In One Performance - Song/Pom</b>			
Routine Length: 3 Minutes			
Jr High	• 9th Grade and Younger	• Female/Male	• 5-23 Members

All Divisions, including Game Day - Prior qualification through a USA Regional competition or other sanctioned event/process is required in order to attend Jr. Nationals in any division. Bids to Nationals are awarded to teams receiving 80% of total possible points for all cheer, group stunt and game day cheer divisions and 75% of total possible points for all song and game day song divisions, regardless of any penalties received.

The United Spirit Association reserves the right to add, delete, combine and/or split divisions in the interest of competition.

**Song/Pom Division Splits**

Song/Pom divisions will be split by size once there are 10 teams (Non-Nationals and Nationals) in the division. There must be at least 3 teams in each division once a split occurs to keep the divisions separated by size.

See grid below for Song/Pom division splits by team size:

Small Song/Pom	• 5 - 9 Members
Large Song/Pom	• 10 - 23 Members

**Game Day (Song) Division Splits**

Divisions will be split by size once there are 10 teams (Non-Nationals/Nationals) in the division. There must be at least 4 teams in each division once a split occurs to keep the divisions separated by size.

## USA Recreation Divisions for 2023-2024

### TRADITIONAL AFFILIATED - CHEER DIVISIONS

For detailed division limitations for Novice and Advanced please visit the USA website at:

<https://www.varsity.com/usa/school/competitions/rulesandscoreing/>

DIVISION	BIRTH YEARS	GENDER	# of PARTICIPANTS	ROUTINE STRUCTURE	COMPETITIVE SURFACE
<b>SHOW CHEER -- ADVANCED (Building &amp; Tumbling Skills)</b>					
10-18 Years Old	6/1/2004-2013	F/M	5 - 36 Members	2:30 minute maximum with 1:45 max music.	All Divisions: Foam Floor
14 & Younger	2008 or Later	F/M	5 - 36 Members		
12 & Younger	2010 or Later	F/M	5 - 36 Members		
<b>SHOW CHEER -- NOVICE (Building &amp; Tumbling Skills)</b>					
14 & Younger	2008 or Later	F/M	5 - 36 Members	2:30 minute maximum with 1:45 max music.	All Divisions: Foam Floor
12 & Younger	2010 or Later	F/M	5 - 36 Members		
10 & Younger	2012 or Later	F/M	5 - 36 Members		

**All Divisions** - Prior qualification through a USA Regional competition or other sanctioned event/process is required in order to attend Jr. Nationals in any division. Bids to Nationals are awarded to teams receiving 80% of total possible points for all cheer divisions, regardless of any penalties received.

#### Traditional Recreational Affiliated Divisions

- The program must be affiliated with, report to, and be governed by an organization such as; YMCA, Boys and Girls Club, City/County Parks and Recreational Program, American Youth Cheer, Pop Warner Association, or other community run program not associated with All Star Cheer.
- Each team must cheer for a sport during the 2023-2024 cheer season.
- All Affiliated Recreational programs will need to provide the Recreational Cheer Verification Form and Roster that proves legitimacy of the organization for each event competing.
- Traditional Recreational Affiliated divisions will follow the USA school-based division rules, guidelines and scoring system.

**The United Spirit Association reserves the right to add, delete, combine and/or split divisions in the interest of competition.**

**The age of the athlete will be determined by birth year for the competition season.**

Rev. 5/30/23



# 2023-24 JR HIGH/MIDDLE SCHOOL & RECREATIONAL (YOUTH) TEAMS COMPETITIONS GENERAL INFORMATION

## USA CHEER COACH MEMBERSHIP

Varsity Spirit requires that all school/recreational coaches, choreographers, and personnel wishing to access the warmup area, backstage or coaches' box at our competitions have a USA Cheer Coach, STUNT Coach, Dance Coach or Professional Membership. Visit [usacheer.org/usa-cheer-membership-for-varsity-spirit](https://usacheer.org/usa-cheer-membership-for-varsity-spirit) to learn more and to complete the steps required before your first competition. Each registered cheer team/program must have at least one coach with a Cheer Coach membership and must accompany the team at every competition. Additional coaches can choose to have either a STUNT Coach, Dance Coach or Professional Membership. **The USA Cheer General Membership is not an acceptable membership for restricted area access.**

## SCHOOL BASED TEAMS

### ELIGIBILITY

At the time of competition, entrants must be registered students in the school they are representing and official full-time members of their team. No members shall be older than 9<sup>th</sup> grade. The penalty for an eligibility violation will be disqualification.

### CATEGORIES/DIVISIONS

The USA and/or its competition personnel reserves the right to delete, combine, or divide categories and divisions as deemed necessary. If categories/divisions are altered, adjustments will be made in the awards.

An individual may not compete against her/himself in the same division/category (i.e. two Group Stunt teams). An individual may not represent more than one school at any given event. An individual may not participate on two teams within the same category type and/or divisions within a category when separated by size, stunt/tumbling/technical limitations, squad level or All-Girl and Co-Ed. For example, 1) Small and Large Jr. High Show Cheer divisions 2) Jr. Show Cheer Novice and Show Cheer Advanced categories 3) Jr. Show Cheer Novice and Elementary Show Cheer Novice. The penalty for this violation will be disqualification of one of the routines.

A team must compete in the same category/division at Nationals for which it qualified in at a Regional unless prior written approval is received from the USA. For example, 1) If you qualify for Jr. Show Cheer at a Regional, you may not compete in Jr. Co-Ed Show Cheer

at Nationals, unless you also qualify for that category at a Regional. 2) If you qualify for Jr. Show Cheer - Novice at a Regional, you may not compete in Jr. Show Cheer - Advanced at Nationals, unless you also qualify for that category at a Regional.) **The above are two examples – other examples of this may exist.**

If a team qualifies for Nationals two or more times (80% of total possible points for Show Cheer and/or Group Stunt divisions and 75% of total possible points for Song/Pom divisions, regardless of any penalties received) in the Intermediate or Advanced level at a Regional competition, then that team must receive written permission to move to a lower technical division at Nationals.

A school cannot have 2 teams in the same category type. For example, Jr. High Show Cheer Advanced and Jr. High Show Cheer Novice divisions) The penalty for this violation will be disqualification of one of the routines. Only exception is Group Stunt (Advanced and Novice).

A school cannot have 2 teams in the same division. (i.e. 2 teams in Jr. High Song/Pom) The penalty for this violation will be disqualification of one of the routines.

All teams must represent a Jr. High/Middle School. 9th grade team representing a high school may not compete in the Jr. High/Middle School categories/divisions.

Categories may not be divided if there are less than 10 teams competing in that division. If there are **10** or more teams entered, indicating a possible division split, then there must be at least 3 teams in each division once a split occurs to keep the divisions separated by size.

Any exceptions to the above must be requested in writing and pre-approved in writing by the USA office prior to and for the affected event. It is up to the sole discretion of the USA in what division a team may be placed. The USA also reserves the right to deny any team registration for its competition as a result of not having an appropriate division for that particular team.

## **RECREATIONAL CHEER TEAMS**

### **CATEGORIES/DIVISIONS**

**All Recreational teams must classify as the following (Affiliated and Traditional):**

- **AFFILIATED**
  - The program must be affiliated with, report to, and be governed by an organization such as; YMCA, Boys and Girls Club, City/County Parks and Recreational Program, American Youth Cheer, Pop Warner Association, or other community run program not associated with All Star Cheer. Each team must cheer for a sport during the 2023-2024 cheer season.

- **TRADITIONAL**

- Routines must consist of cheer & music combination.
  - Routine Max: 2:30 minutes
  - Music Max: 1:45 minutes

The USA and/or its competition personnel reserves the right to delete, combine, or divide categories and divisions as deemed necessary. If categories/divisions are altered, adjustments will be made in the awards.

If a team qualifies for Nationals two or more times in a higher level (i.e. Show Cheer Advanced, 12 and younger) at a Regional competition, then that team must receive written permission to move to a lower technical division (i.e. Show Cheer Novice, 12 and younger) at Nationals.

Any exceptions to the above must be requested in writing and pre-approved in writing by the USA office prior to and for the affected event. It is up to the sole discretion of the USA in what division a team may be placed. The USA also reserves the right to deny any team registration for its competition as a result of not having an appropriate division for that particular team.

## **SCHOOL BASED TEAMS & RECREATIONAL CHEER TEAMS**

### **MUSIC**

Note the music rules that are in place for the 2023-24 competition season. Be sure you are familiar with these prior to taking any competition floor. Failure to comply may lead to disqualification and forfeiture of all fees (registration, admission or otherwise) associated with a team's performance.

### **Music Rules & Restrictions**

Music is defined as any recorded sound amplified through the competition sound system. One or several selections of music may be used, as long as they follow the music licensing rules. Failure to comply may lead to disqualification and forfeiture of all fees associated with a team's performance.

- Coaches are responsible for reading and understanding the USA Cheer Music Copyrights Educational Initiative and understanding that all sound recordings used in their team music shall only be used with written license from the owners(s) of the sound recordings.
- For the most up to date music information, visit <http://varsity.com/music>. If you have any questions, teams should email [musicinfo@varsity.com](mailto:musicinfo@varsity.com). Please periodically check the provider list for updates and changes.
- Teams must be able to provide proof of licensing, in the form of a printed copy, during registration at the event they are attending.

- If your team is featured in a TV and/or virtual broadcast and uses an original composition created for your performance, your routine music will be used in the show if you also secured synchronization rights. Teams must be able to provide written documentation that synchronization rights were properly secured during registration at the event for the original routine music to be included in the show.
- When recording your music for the event, coaches or music editors should edit their song in a Digital Audio Workstation (DAW) and make sure that the volume of the song is at 0. Things to note: Most DAW's have a default that sets a track at -6 when a track is added. Check to see if there is a normalization process after you render or save your work.
- If you would like to perform your school's original fight song, you may bring a recording of your marching band playing the song. You will need to get the school's permission to use the song and recording. A letter granting permission for the cheer or dance team to use the fight song on school letterhead is enough. It should be signed by your program's administrative supervisor. Go to [varsity.com/music](http://varsity.com/music) for more details.
- If a team does not have required paperwork, they will be given the option to count the routine verbally or perform to an approved track of music or a track with counts (provided by Varsity Spirit).
- If a team does not have the required paperwork and chooses not to count the routine or perform to an approved track of music or a track with counts, the team will be disqualified from the competition and not allowed to perform or compete.
- If there are concerns regarding a certain team's use of music, a Challenge Form must be completed immediately following the team's performance.
- A challenge can only be made by the official coach of a team competing at the event at which the challenge is being made.

### **Challenge Process**

- All music challenges must be submitted in writing to the event director.
  - There will be \$100 fee to request a music challenge and must be in the form of a check made out to St Jude Children's Research Hospital.
  - Fees collected will be voided if challenge is correct.
  - If the team challenged can provide documentation during the event and can be verified, the fees will be donated to St. Jude.
  - If the team challenged can provide documentation that requires further review, a decision will be finalized within 48 hours of the event.
- A sound system will be provided. Speed control is not available. Music must be recorded at the correct tempo. Music checks on the main sound system are not permitted.
  - All teams must provide their own MP3 device (or smart phone) for use on the event-provided sound system. Although it is not recommended due to potential interference that may be caused during a routine, a smart phone may be used for playing music.

- Each team is required to have a representative (responsible adult recommended) that knows the routine and music remain at the music station (no alternates or team members please). This representative is responsible for starting the music and stopping the music at the routine's end, or in case of technical malfunction or injury. Should an adult choose not to stay at the music station for the duration of the routine, and a malfunction occurs, the team may or may not be permitted to perform the routine again. Please hold on to your music until the time of your performance. If using an MP3, smart phone, etc. please ensure that there is no case on the device which will obstruct the jack from plugging into the sound system. Please ensure that jacks are clean and free of any debris which may impact connectivity. Note that you may need to acquire an adapter in advance if your player does not have a headphone jack. If you are using a smart phone, please ensure that no interruptions (i.e., phone call, alarm, etc.) occur during your performance. Place the smart phone in "airplane mode," ensure that the volume is turned up and the phone is fully charged. Interference caused by a smart phone that results in routine delay may receive an overtime or delay of contest penalty.

### **Virtual Competitions Music Rules**

- The USA Cheer Music Copyrights Educational Initiative will govern all sound recordings used at the event and all sound recordings used in your team's music shall only be used with written license from the owners(s) of the sound recordings.
- For the most up-to-date music information, visit <http://varsity.com/music>. If you have any questions, teams should email [musicinfo@varsity.com](mailto:musicinfo@varsity.com). Please check the Music Provider list for updates and changes periodically.
- All routines will be judged with sound and available for Varsity TV subscriber viewing with sound for 48 hours once the event goes live. After 48 hours, the routines will be available without sound for Varsity TV subscribers. After 5 days, routines will be available free of charge without sound for the duration of the competition season. This information is subject to change.

### **VIDEO MEDIA POLICY**

No commercial recording (audio or visual) or commercial live streaming is allowed in the event venue or other event-related venues (including, but not limited to, hotels and restaurants) or on the grounds of any such venues (collectively, "Event Locations"). In the event a team authorizes the commercial recording or streaming in any Event Location, the team will be automatically disqualified. In addition, the personal, non-commercial use of live streaming apps (such as Periscope, Facebook Live, etc.) to capture all or any part of a performance during the event is not permitted. By attending/purchasing admission to the event, each attendee grants permission to Varsity Spirit, LLC and its affiliates, designees, agents, licensees, and invitees to use the image, likeness, actions and statements of the attendee in any live or recorded audio, video, film, or photographic display or other transmission, exhibition,

publication, or reproduction made of, or at, the event in any medium, whether now known or hereafter created, or context for any purpose, including commercial or promotional purposes, without further authorization or compensation. Any team traveling with a video crew may be disqualified.

## **LOGO USAGE**

Teams will not be allowed to use any USA Varsity Spirit Brand logo, the USA logo or the Game Day logo on banners, rings, bows, t-shirts, etc. without prior approval from the USA office. However, the use of the USA letters (not unique to the USA logo) will be allowed.

## **ENTRANCE/EXIT**

Judges are looking for enthusiasm and showmanship during entrances and exits. Teams and individuals are encouraged to move on and off the floor as quickly as possible.

All team breaks, rituals and traditions need to take place prior to the team being called to the performance floor. Organized entrances and/or marching processions are not allowed by any cheer team and can incur an overall routine length timing penalty. Teams should take the floor immediately with spirit and enthusiasm, but without excessive gestures. Example: chest bumps, hugs, hand-shakes, etc. All teams should refrain from any type of excessive celebration following the team's performance. Any team in violation may receive a "sportsmanship" penalty. There should not be any organized exits or other activities after the official ending of the routine.

## **PERFORMANCE AREA**

Performance boundaries at competitions will be a regulation basketball court (unless otherwise noted). All Regionals will have a carpet bonded foam mat on the performance area that measures 54'x42'. Unless otherwise noted, the mat will be removed for the Song/Pom category/divisions.

There will be no practicing on the performance floor prior to the competition.

Spring floors will **not** be used for cheer divisions.

All stunts and/or tumbling must be executed on the mat. At a Regional, a warning will be given for any infraction of this rule.

At Jr. Nationals, a 3-point penalty will be assessed for any stunting or tumbling executed off of the mat. Tumbling and stunting are considered outside the matted area when both feet are entirely off the performance mat.

You will not receive a penalty if you step off the mat at any USA competition (not tumbling or stunting related).

## PERFORMANCE ORDER/SCHEDULES

Typically, performance order is based on the receipt of registrations. The first registration received will be the last to perform in that division and the last registration received will be the first to perform. Adjustments may be necessary due to division/team conflicts.

All teams will be given an assigned check-in and warm-up time prior to competition. Warm-up areas will vary depending on the competition location.

The "Person to Receive Correspondence" will be sent/mailed a tentative line up with performance times at least 10 days prior to the competition. These times are subject to change. The final schedule will be available by checking [usa.Varsity.com](http://usa.Varsity.com) after 5:00 p.m. (PST) the Wednesday prior to your competition. On that Wednesday, performance times usually remain the same regardless of scratches. It is the director's/coach's responsibility to check the schedule for accuracy prior to the day of competition.

## COMPETITION STANDARD FOR SPOTTERS

### Guidelines for School and Rec Team Spotters

1. "Team Spotters" are a part of the performing team and are required for specific types of stunting/pyramid/tosses, etc. skills.
2. USA competition-provided spotters will be mandatory on the competition floor.
3. **Rec Teams Only "Additional Spotters"** = The use of additional spotters is left to the discretion of the coach. Programs may use up to 4 additional spotters for each performance; however, additional spotters are not required. **Definition of Additional Spotter:** Individuals on the competition floor that are not team members and are provided by the coach as safety precaution to spot certain elements of a routine.

#### Additional Spotters:

- a. Should only be used during the stunt, pyramid, and/or basket toss sections. Additional spotters are provided for added safety and should stand at the back of the floor when not spotting those sections. Spotters are not allowed to verbally coach while their team is on the performance surface, perform physical choreography of the routine or assist athletes with their choreography.
- b. Should not touch, assist, or save skills being performed. Additional spotters should only be used to prevent a fall to the competition floor. Any touch, assist, or saved skill will be given a building fall deduction. Additional Spotters are not allowed to replace team member spotters that are required for certain building skills.
- c. Should be dressed so that they are presentable, professional, and distinguishable from the performing athletes. Program provided additional spotters should not wear clothing similar to the performing team's uniform.
- d. Should not dress or act in a manner that distracts from the athletes and their performance.
- e. Should be at least 18 years old and familiar with spotting the skills of the performing team.

**Note:** To provide the safest competitive environment, teams should not attempt skills beyond their ability level.

## PENALTIES

Points will be deducted from the final team average for violations of safety rules and/or time limits. See below in addition to the 2023-24 NFHS Spirit Rules Book, 2023-24 USA Jr. High/Middle School Teams Show Cheer and Group Stunt Division Limitations, 2023-24 USA Song/Pom, Song/Jazz & Pep/Short Flag Safety Rules and the 2023-24 USA High School Teams Song/Pom, Song/Jazz & Pep/Short Flag Division Limitations. See [usa.Varsity.com](http://usa.Varsity.com) for these documents.

### A. Safety Rules

2 points will be deducted from the final team average score for EACH occurrence of a safety rule violation or specialty skill/level restriction.

### B. Time

For all divisions, timing will begin on the first note of music, the first vocal command (for cheer squads), the first organized cheer or the first movement, and will stop with the end of the cheer or last note of the music. See categories/divisions rules for total routine time. There is no minimum time requirement.

Penalties will be deducted from the final averaged score for going over the total routine time limit. Penalties will be assessed as follows: 1-5 seconds over = 1 point penalty; 6 or more seconds over = 2-point penalty.

For show cheer teams, up to **1:45** (105 seconds) of the routine may be performed to music. Penalties will be deducted from the final averaged score for going over the 1:45 total music time limit. Penalties will be assessed as follows: 1-5 seconds over = 1 point penalty; 6 or more seconds over = 2-point penalty.

In Song/Pom, all female members must use two poms for 80% of the routine. There will be a 1 point penalty for every 5 seconds under the time requirement for pom use (1-5 seconds under = 1 point penalty; 6-10 seconds under = 2 point penalty, etc.).

**Due to the variability in sound systems, you should build leeway into your routine to avoid timing penalties. It is suggested that routines end 3-5 seconds prior to the routine length time limit.**

### C. Performance Order/Division Changes

Preliminary competition schedules will be posted on the USA website by 5:00 p.m. (PST) 10 days prior to your competition date. It is the advisor's/coach's responsibility to check the preliminary schedule for accuracy of categories/divisions prior to the day of competition.



All changes to your original competition registration must be put in writing and e-mailed to [USARegistration@varsity.com](mailto:USARegistration@varsity.com). At the USA's and/or competition director's discretion, a penalty may be assessed for any requested changes from the schedule that was posted online. To help avoid this penalty, any changes must be received in the USA office in writing by 5:00 p.m. (PST) the Friday one week prior to your competition date.

Division changes may not be made the day of a Regional. At a Regional competition, a team performing in an incorrect division may be disqualified from competition, but may perform for evaluation only to qualify for Nationals.

Division changes made the day of competition at Nationals may incur a 3-point penalty for "Unnecessary Change in Performance Order."

#### **D. School/Organization Representation**

The team should display overall behavior/appearance conducive to serving as public representatives and ambassadors of their school/organization.

##### **Uniforms**

Appropriate attire suitable for all athletes should be worn.

In all divisions, an official school uniform that is worn for game/sideline cheering or performing must be worn (i.e. skirt and top). Costuming is not allowed. If an accessory (i.e. hair bows) or an article of clothing adds to the overall effect and/or theme of the routine, it will be considered "costuming." A deduction of 3 points will be taken if "costuming" is used.

All participant uniforms must cover the midriff when standing at attention. Covered midriff includes nude/skin-tone mesh, uniforms with colored mesh, body suits and liners. Fringe or other such uniform designs are not considered a cover. If a violation occurs, a 3 point deduction will be incurred.

##### **Uniform Distractions**

The Legality Official, Head Judge or other competition official reserves the right to stop a routine, assess a deduction, and/or disqualify a team for a uniform distraction (e.g. garment not being securely fastened/attached, straps break, pants split, etc.). Each performer is required to take the necessary steps to avoid inappropriate exposure prior to the performance.

##### **Shoes**

All participants must wear soft-soled, non-marking shoes on both feet while competing. Shoes must have a solid sole and cover the toe and heel. This is a safety rule and if a violation occurs, a 3 point deduction will be incurred. (Exception: Half-sole shoes/dance paws/turners are acceptable in the Song/Pom category. Performers who wear half-sole shoes/dance paws/turners while performing do so at their own risk. Shoes that cover the toe and heel are required at all other times when not directly performing).

Penalty of marking the floor is disqualification. The performing team will be responsible for any charges that may occur as a result of damage to any floor.

### **Make-Up**

If worn, make-up should be appropriate for both the performance and the age of the athletes, utilizing colors for skin tone.

### **Hair**

Hair for all athletes does not have to be worn the same, but must be secured off the face (cheer teams) with a simple and unexaggerated style that is acceptable to all diversities.

### **E. Props**

Props are not allowed (excluding the exceptions below). A deduction of 3 points will be taken if props are used. A prop is defined as any physical object used to enhance the overall effect and/or theme of your routine. Exception: hand-held signs, school/team flags, poms and/or megaphones **are** permitted.

Signs and school/team flags are permitted but may not be worn as an article of clothing or accessory.

### **F. Appropriateness of Choreography, Music, and Outfitting**

All facets of a performance or routine, including choreography, music selection, outfitting and cheer words should be suitable for family viewing and listening. Uniforms for all team types should be appropriate for the age of the participants performing the routine.

Cheer words should incorporate school/organization pride, honor, tradition, and sportsmanship. Cheers that are negative, insulting to other teams or the judges may reflect a lower School/Organization Representation or Crowd Appeal score.

In general, performances from school-based teams, including but not limited to the actual routine, signs, cheers, chants and hand signals/gestures, should adhere to outfitting, performance and music guidelines and criteria in place and approved by the administration or institution which the team represents.

Deductions will be given for vulgar or suggestive choreography, which includes, but is not limited to, movements such as hip thrusting and inappropriate touching, gestures, hand/arm movements and signals, slapping, positioning of body parts and positioning to one another. Deductions will be given for music or words unsuitable for family listening, which includes, but is not limited, to profanity and connotations of any type of sexual act or behavior, drugs, mention of specific parts of the body, and/or violent acts or behavior. Removing improper language or words from a song and/or replacing with sound effects or other words may be considered inappropriate, and deductions will be made accordingly.

Any uniform, choreography, words or music in which the appropriateness is questionable or with which uncertainty exists should be submitted to the USA for approval prior to competing.

## **INSURANCE**

Each participant must have his/her own personal insurance. All competitors must submit a USA Medical Release and Appearance Form at each competition in order to compete. The host facility, the host facility district, the directors/sponsors and/or the USA will not be responsible or held liable for any injuries occurring at a USA competition.

First aid staff will be on site at all competitions to provide assistance for emergencies only. Taping of wrists/ankles for individual performers **will not be provided**, unless medically necessary to treat an injury that occurs at the competition site.

## **FOOD**

At most locations, food and drinks will be available for purchase throughout the competition. Food purchased at the competition venue may or may not be permitted inside the performance venue. Food purchased outside of the competition venue and not provided by the host facility is not permitted inside the performance venue at any location.

## **DRESSING ROOMS**

Dressing rooms, locker rooms and/or restrooms may be available on a limited basis. The USA and/or the host facility will not be responsible for any lost or stolen articles.

## CATEGORIES/DIVISIONS RULES

Sample scoresheets for all USA competitions will be available on-line by visiting [usa.varsity.com](http://usa.varsity.com).

You must visit the USA website for a complete listing of the following:

- 2023-24 USA Jr. Spirit Competition Divisions
- 2023-24 USA Recreation Competition Divisions
- 2023-24 Junior and Rec Teams Show Cheer and Group Stunt Division Limitations
- 2023-24 NFHS Spirit Rules Book <https://www.nfhs.org/activities-sports/spirit/>
- 2023-24 USA Song/Pom, Song/Jazz and Pep/Short Flag Safety Rules
- 2023-24 USA High School Teams Song/Pom and Pep/Short Flag Division Limitations
- 2023-24 USA Song/Pom, Song/Jazz and Pep Flag Glossary of Terms

Website: <https://www.varsity.com/usa/school/competitions/rulesandscoreing/>

### SHOW CHEER DIVISIONS

#### Number On Team

5-36 members

#### Divisions

Refer to division grid on [usa.varsity.com](http://usa.varsity.com) under Competitions/Divisions, Rules & Scoring.

#### Routine Procedure

Execute routine of your choice using a combination of music and words. An emphasis on practical and effective audience participation (i.e. use of signs, spell-outs, crowd response chants, etc.), especially during the cheer section, is encouraged. Props and/or costuming are not allowed [see D) Uniforms and E) Props above]. Up to **1:45** (105 seconds) of the routine may be performed to music. Penalties will be deducted from the final averaged score for going over the 1:45 total music time limit.

#### Total Routine Time Limit

2 ½ minutes maximum

#### Safety Rules

As with all categories, routines in these divisions must follow the 2023-24 NFHS Spirit Rules Book. Additional Division Limitations may apply to your chosen category.

### DIVISION RULES: SHOW CHEER – ADVANCED

#### Specialty Skill Restrictions

No tosses are allowed.

## **DIVISION RULES: SHOW CHEER – INTERMEDIATE**

### **Specialty Skill Restrictions**

There are additional stunting and tumbling restrictions in this Intermediate division. Please refer to the 2023-24 Junior and Rec Teams Show Cheer and Group Stunt Division Limitations document for all specialty skill restrictions for this division.

## **DIVISION RULES: SHOW CHEER – NOVICE**

### **Specialty Skill Restrictions**

There are additional stunting and tumbling restrictions in this Novice division. Please refer to the 2023-24 Junior and Rec Teams Show Cheer and Group Stunt Division Limitations document for all specialty skill restrictions for this division.

## **DIVISION RULES: SHOW CHEER – NON-TUMBLING**

### **Safety/Division Rules**

This division prohibits all standing and/or running tumbling. Tumbling is defined as any skill with feet over head rotation. This includes forward and backward rolls, cartwheels, round-offs, handsprings, tucks (flips), etc. Skills connected and/or within stunts are allowed. Example: Braced forward  $\frac{3}{4}$  suspended roll dismount is allowed. As with all categories, routines in these divisions must follow the 2023-24 NFHS Spirit Rules Book.

## **SONG/POM**

### **Number On Team**

5-23 members

### **Divisions**

Refer to division grid on [usa.varsity.com](http://usa.varsity.com) under Competitions/Divisions, Rules & Scoring

### **Routine Procedure**

A song/pom routine consists of visual effects, synchronization, clean/sharp pom motions and technical skills. Visual effects include level changes, opposition, group work, transitions and formations. Emphasis should be placed on proper pom/motion technique, proper dance technique, timing, and showmanship. All female members must use two pompons for 80% of the routine. Props and/or costuming are not allowed. (See Penalties - Time, Uniforms, and Props).

### **Uniform**

An official school uniform that is worn for game/sideline cheering or performing must be worn. Costuming is not allowed. If an accessory or an article of clothing adds to the overall effect and/or theme of the routine, it will be considered "costuming". A deduction of 3 points will be taken if "costuming" is used. (Exception: Costuming is allowed in the Song/Jazz Category).

### **Safety Rules**

Routines in these divisions must also follow all the 2023-24 USA Song/Pom, Song/Jazz and Pep/Short Flag Safety Rules.

### **Specialty Skills Restrictions**

There are no additional restrictions besides those listed in the 2023-24 USA Song/Pom and Pep/Short Flag Safety Rules.

### **Total Routine Time Limit**

2 ½ minutes maximum

## **GROUP STUNT DIVISIONS**

### **NUMBER ON TEAM**

Four/Five members, including spotter (all female or all male).

### **DIVISIONS**

For School Teams only. There is an advanced and novice division.

### **ROUTINE PROCEDURE**

The participants all must be from the same school. Execute stunts of your choice. Background music is encouraged but must meet music licensing requirements. For further details visit [www.varsity.com/music](http://www.varsity.com/music). Additional spotters are not permitted.

### **Total Routine Time Limit**

1 minute maximum

### **SAFETY RULES**

As with all categories, routines in these divisions must follow the 2023-24 NFHS Spirit Rules Book. Additional Division Limitations may apply to your chosen category.

### **DIVISION RULES: GROUP STUNT – ADVANCED**

#### **Specialty Skill Restrictions**

No tosses are allowed.

### **DIVISION RULES: GROUP STUNT – NOVICE**

#### **Specialty Skill Restrictions**

There are additional stunting and tumbling restrictions in this division. Please refer to the 2023-24 Junior and Rec Teams Show Cheer and Group Stunt Division Limitations document for all specialty skill restrictions for this division.

## SAFETY RULES REVIEW CHEER/SONG/POM/PEP FLAG

Routines at all USA competitions must follow the 2023-24 NFHS Spirit Rules Book, 2023-24 USA Junior and Rec Teams Show Cheer and Group Stunt Division Limitations or the 2023-24 USA Song/Pom/Pep Flag Safety Rules.

Submitting an electronic video is the only way to review a routine for potential safety violations. All video review for safety rule legalities for one-day events must be submitted 14 days or more prior to the competition date.

For all legality, division limitations, or questions regarding specific performance elements, you may email a video that contains the skill in question.

All emailed videos must include the following:

- Name of the School and USA competitive division in the Subject Line of the email
- Videos should be in either Windows Media Player or Quicktime formats
- Clear, close-up view of skill in question
- Include your name, team name, division level, e-mail address and phone number in the body of the email

Cheerleading videos should be emailed to [USARules@varsity.com](mailto:USARules@varsity.com)

Song/Pom videos should be emailed to [USADanceRules@varsity.com](mailto:USADanceRules@varsity.com)

Note that submission of a routine and/or its elements does not preclude a team from being assessed a penalty while at a specific USA competition, as performances from the video submission may differ from those executed on the competition floor. Submission of a routine does not guarantee that it can be reviewed.

All rules and division limitations may be downloaded at <https://www.varsity.com/usa/school/competitions/rulesandscoreing/>

For specific cheerleading stunt and safety questions that pertain to the NFHS Spirit Rules Book, or to the 2023-24 Junior and Rec Teams Show Cheer and Group Stunt Division Limitations please email [USARules@varsity.com](mailto:USARules@varsity.com).

For specific Song/Pom safety questions that pertain to the USA Song/Pom Safety Rules or to the 2023-24 Song/Pom, Pep Flag Division Limitations please email [USADanceRules@varsity.com](mailto:USADanceRules@varsity.com).



## 2023-2024 JUNIOR AND REC TEAMS SHOW CHEER AND GROUP STUNT DIVISION LIMITATIONS

In addition to all rules covered in the “2023-24 National Federation of State High School Associations (NFHS) Spirit Rules Book” the following restrictions also apply to teams entering these divisions:

- Show Cheer and/or Group Stunt – Novice
- Show Cheer – Intermediate
- Show Cheer and/or Group Stunt – Advanced
- Show Cheer – Non-Tumbling

### SHOW CHEER AND/OR GROUP STUNT -- NOVICE Division Limitations

#### TUMBLING:

Standing tumbling: “Standing tumbling” is defined as any tumbling skill not originating from a cartwheel or round-off.

- Limited in difficulty to a standing single back handspring.
- Jump/handspring combinations and standing handspring series are not allowed.
- Connecting rolls and/or walkovers to handspring is not allowed. Standing tucks and/or aerials are not allowed.

Running tumbling: “Running tumbling” is defined as tumbling that involves a forward step or a hurdle used to gain momentum as an entry to a tumbling skill.

- Limited in difficulty to front handspring and/or back handspring series. Flips (tucks), aerials, and punch fronts are not allowed.

#### STUNTS:

1. Extended stunts are limited to both feet in the base(s) hands at all times. Both of the top person’s feet must be held throughout the entire transition to/from the extended position.
2. Single leg stunts may not be held or pass through an extended position.
3. Twisting stunt transitions are limited to a ½ twist. Exception: A single full twisting log/barrel roll is allowed if it starts and ends in a cradle position, does not involve any skill other than the twist, and is not assisted by and/or connected to another top person. *Simultaneously performing a half twist while turning, and/or while bases are turning, is not allowed.*
4. All release moves must land in a cradle. **Released** switch ups are not allowed.

5. The only stunt inversions allowed are:
- Transitions from ground level inversions *up* to non-inverted positions.  
Example: Going from a handstand on the ground to a non-inverted stunt such as a shoulder sit is allowed. ***Ground level inversions may not be released from base(s).***
  - Suspended forward rolls where two people on the performing surface control the top person in a suspended forward roll with continuous hand-to-hand contact **and/or hand-to-wrist contact** to a stunt, two-person cradle, loading position, or the performing surface. If caught in a cradle, load, or stunt, the new catchers must be in place and may not be involved in any other skill when the suspended forward roll is initiated. During the roll, ***no twisting is allowed***, and the feet of the top person must be released.
  - Inversions to the performing surface: The following three skills are the only allowable inversions to the performing surface.
    - A cradle to a back walkover out.
    - Prone position at *waist level* to a forward roll out.
    - A cartwheel from a horizontal position at waist level (there must be a pause in the horizontal position before the cartwheel).***

#### PYRAMIDS:

- All single leg extended stunts must be braced by two top persons at prep level or lower. The braced connection must be established at prep level or lower before the stunt passes into the extended level, and constant contact between the top person and the bracers must be maintained while the top person is on one leg above prep level.
- Any time a top person is released by bases during a pyramid transition, the top person must be braced by two top persons at prep level or below with hand-arm connection only and constant contact between the top person and the bracers must be maintained throughout the transition.
- Twisting pyramid transitions are limited to a ½ twist.
- Pyramid inversions are not allowed.

#### DISMOUNTS:

“Dismount” is defined as the movement of a top person from a stunt and/or pyramid to a cradle position or to the performing surface.

Basic straight cradles, ¼ turn dismounts, *and the three* specified inversion dismounts (above in stunts) are allowed. *Straight pop downs/bump downs are allowed from prep level. Straight pop downs/bump downs from extended pyramids are allowed if the top person remains connected to the bracers until the top person is at prep level or lower.* All other dismounts are prohibited.

#### TOSSES:

Tosses are not allowed.

## SHOW CHEER -- INTERMEDIATE Division Limitations

### TUMBLING:

Standing Tumbling: “Standing tumbling” is defined as any tumbling skill not originating from a cartwheel or round-off.

Limited in difficulty to standing back handspring series and/or jump/handspring(s) combinations. Flips are not allowed. For example, a standing back tuck or standing back handspring back tuck is not allowed. Punch front is not allowed.

Running Tumbling: “Running tumbling” is defined as tumbling that involves a forward step or a hurdle used to gain momentum as an entry to a tumbling skill.

Limited in difficulty to tucks. Tucks (flips) can ONLY be performed in a tuck position and ONLY from a cartwheel, round off, or back handspring(s). Punch fronts are not allowed. No twisting is allowed while airborne. (Exception: Aerial cartwheels are allowed).

The following types of advanced running tumbling skills are prohibited: X-outs, layouts, full twists, etc. No tumbling is allowed after a tuck (flip) or aerial skill.

### STUNTS:

1. Extended single leg stunts are allowed.
2. Only a ½ twist is allowed to any extended single leg stunt.
3. All other twisting transitions may not exceed 1 twist.
4. Stunt release moves must start at or below prep level and must be caught at prep level or below. Release moves may not pass above the base’s/bases’ extended arm level.

### PYRAMIDS:

1. All pyramid twisting transitions must follow all dismount and stunt twisting transition rules.
2. Pyramid inversions: A braced forward, or backward **flip** is allowed; however, two bracers with hand to hand/arm connection with the top person is required, no twisting is allowed, and the flip must end in a cradle. All other braced flip rules in the “2023-24 NFHS Spirit Rules Book” must be followed.
3. *A pyramid braced backward **roll** is allowed if the top person is inverted (shoulders below waist) before the bases release the top person.*
4. Extended single leg stunts may not be braced by other extended single leg stunts.

### DISMOUNTS:

“Dismount” is defined as the movement of a top person from a stunt and/or pyramid to a cradle position or to the performing surface.

1. Single leg extended stunts (liberty, heelstretch, arabesque, scorpion, etc.) are only allowed up to ¼ twist.
2. Up to 1¼ twist is allowed from a single leg prep level stunt and/or from a platform position.
3. Up to 1¼ twists are allowed from any two leg stunts.

### TOSESSES:

Tosses are not allowed.

### **SHOW CHEER AND/OR GROUP STUNT -- ADVANCED Division Limitations**

Advanced teams will follow the “2023-24 NFHS Spirit Rules Book” with the additional skill restrictions for the division.

#### **TOSSES:**

Tosses are not allowed.

### **SHOW CHEER – NON-TUMBLING Division Limitations**

Non-Tumbling teams will follow the “2023-24 NFHS Spirit Rules Book” with additional tumbling and tosses skill restrictions for the division.

#### **STANDING/RUNNING TUMBLING:**

This division prohibits all standing and/or running tumbling. This includes forward and backward rolls, cartwheels, round offs, handsprings, tucks (flips), etc. Skills connected and/or within stunts are allowed. Example: Braced forward  $\frac{3}{4}$  suspended roll dismount is allowed.


#### **TOSSES:**

Tosses are not allowed.

To obtain a copy of the 2023-24 NFHS Spirit Rules Book, visit [www.nfhs.org](http://www.nfhs.org) and click on the “Spirit” activity under the drop-down menu “Activities & Sports”.

*Rev. 06/01/23*

2023-2024 - Version 5.2.23



**2023-2024 SPIRIT  
COMPETITIONS**

**GROUP STUNT**


---

**Team Name:**
**Division:**
**# On Team**

---


Difficulty	Max Value	Score	Comments:
<ul style="list-style-type: none"> <li>• Degree of Difficulty</li> <li>• Skill Transition/Continuity</li> <li>• Connection of Skills/Variety</li> <li>• Pace and Speed of Skills</li> </ul>	40		
<b>Technique/Execution</b> <ul style="list-style-type: none"> <li>• Timing/Synchronization</li> <li>• Cradles, Dismounts, Transitions</li> <li>• Successful Execution of Routine</li> <li>• Overall Stunt Technique</li> </ul>	40		
<b>Showmanship</b> <ul style="list-style-type: none"> <li>• Smiles/Projection</li> <li>• Energy/Genuine Enthusiasm</li> <li>• Eye Contact/Confidence</li> <li>• Recoveries</li> </ul>	10		
<b>Overall Impression</b> <small>Judge's impression of entire performance encompassing all score sheet categories. This may also include elements such as: Appearance, Appropriateness, and Crowd Appeal.</small>	10		
<b>TOTAL SCORE</b>	<b>100</b>		

Judge:



**usa.varsity.com**

2023-2024 - Version 5.2.23



**2023-2024 SPIRIT  
COMPETITIONS**

**SHOW CHEER  
MUSIC SECTION**


---

**Team Name:**
**Division:**
**# On Team**

---


Composition/Choreography	Max Value	Score	Comments:
<ul style="list-style-type: none"> <li>• Innovative, Intricate, Visual Ideas</li> <li>• Pace/Flow</li> <li>• Formations</li> <li>• Transitions</li> <li>• Use of Floor</li> </ul>	5.0	(4.0-5.0)	
<b>Technique/Execution</b> <ul style="list-style-type: none"> <li>• Sharpness/Precision</li> <li>• Uniformity</li> <li>• Spacing</li> <li>• Timing/Synchronization</li> </ul>	5.0	(4.0-5.0)	
<b>Dance</b> <ul style="list-style-type: none"> <li>• Creativity/Visual Effects</li> <li>• Variety</li> <li>• Footwork/Floor Work</li> <li>• Formations</li> <li>• Transitions</li> <li>• Technique/Perfection</li> <li>• Timing/Synchronization</li> </ul>	5.0	(4.0-5.0)	
<b>Showmanship</b> <small>( ENTIRE ROUTINE )</small> <ul style="list-style-type: none"> <li>• Energy/Genuine Enthusiasm</li> <li>• Eye Contact</li> <li>• Confidence</li> <li>• Ability to Recover</li> </ul>	5.0	(4.0-5.0)	
<b>School/Organization Representation</b> <small>( ENTIRE ROUTINE )</small> <ul style="list-style-type: none"> <li>• Image, Performance Integrity, Sportsmanship, Appropriateness</li> </ul>	5.0	(4.0-5.0)	
<b>TOTAL SCORE</b>	<b>25.0</b>		

Judge:



**usa.varsity.com**

2023-2024 - Version 5.2.23



**2023-2024 SPIRIT  
COMPETITIONS**

**SHOW CHEER  
CHEER SECTION**


---

**Team Name:**
**Division:**
**# On Team**

---

Practicality	Max Value	Score	Comments:
<ul style="list-style-type: none"> <li>• Crowd Involvement</li> <li>• Crowd Effective Material</li> <li>• Easy to Follow &amp; Participate</li> <li>• Pace/Rhythm</li> </ul>	5.0	(4.0-5.0)	
<b>Crowd Appeal/Showmanship</b> <ul style="list-style-type: none"> <li>• Ability &amp; energy to Lead Crowd</li> <li>• Natural/Confident Eye Contact</li> <li>• Volume</li> <li>• Use of Voice</li> </ul>	5.0	(4.0-5.0)	
<b>Incorporation of Skills</b> <ul style="list-style-type: none"> <li>• Proper Use of Skills to Lead Crowd</li> <li>• Effectiveness of Skills</li> <li>• Visual Appeal</li> <li>• Formations</li> <li>• Transitions</li> </ul>	5.0	(4.0-5.0)	
<b>Use of Props</b> <ul style="list-style-type: none"> <li>• Effective Use of Signs, Flags, Banners, Poms, Megaphones, or Other</li> </ul>	5.0	(4.0-5.0)	
<b>Technique/Execution</b> <ul style="list-style-type: none"> <li>• Motion Sharpness/Precision</li> <li>• Uniformity</li> <li>• Spacing</li> <li>• Timing/Synchronization</li> </ul>	5.0	(4.0-5.0)	
<b>TOTAL SCORE</b>	<b>25.0</b>		

Judge:



**usa.varsity.com**

2023-2024 - Version 5.2.23

**USA** 2023-2024 SPIRIT COMPETITIONS SHOW CHEER BUILDING

Team Name: \_\_\_\_\_ Division: \_\_\_\_\_ # On Team: \_\_\_\_\_

Building - Stunts	Max Value	Score	Comments:
DIFFICULTY	10.0	(7.0-10.0)	
TECHNIQUE & EXECUTION	5.0	(3.5-5.0)	
Building - Pyramids			
DIFFICULTY	5.0	(2.0-5.0)	
TECHNIQUE & EXECUTION	5.0	(3.5-5.0)	
Building - Stunts & Pyramids			
CREATIVITY	5.0	(4.0-5.0)	

Stunt Drivers  
 Degree of Difficulty  
 % of Team Participation  
 Connection of Skills/Variety  
 Pace/Speed of Skills

Pyramid Drivers  
 Degree of Difficulty  
 % of Team Participation  
 Connection of Skills/Variety  
 Pace/Speed of Skills

SHOW CHEER - BUILDING

Judges: \_\_\_\_\_

TOTAL SCORE 30.0

**USA** VARSITY SPIRIT

usa.varsity.com

2023-2024 - Version 5.2.23

**USA** 2023-2024 SPIRIT COMPETITIONS SHOW CHEER

### STUNT QUANTITY CHART

# OF ATHLETES	STUNT GROUPS NEEDED
8	1
9	1
10	1
11	1
12	2
13	2
14	2
15	2
16	3
17	3
18	3
19	3
20	4
21	4
22	4
23	4
24	5
25	5
26	5
27	5
28	6
29	6
30	6
31	6
32	7
33	7
34	7
35	7
36	7
37	7
38	7

Revised 06/14/21

2023-2024 - Version 5.2.23

**USA** 2023-2024 SPIRIT COMPETITIONS SHOW CHEER

### STUNTS SCORING RANGES

If "most" of team do not perform a synchronized skill, score drops into the range directly below. Refer to Stunt Quantity Chart for clarification of "most." **Synchronized** – exact same skill[s] at the exact same time. \*Note: required dismount only implemented here, not in pyramid sections.

NOVICE	INTERMEDIATE	ADVANCED	NON-TUMBLING
7.0 – 8.0	7.0 – 8.0	7.0 – 8.0	7.0 – 8.0
Extension preps	Extension OR one leg stunt variations at prep level	Extensions AND one leg stunt variations at prep level AND *Required dismount: straight ride cradle	Extensions AND one leg stunt variations at prep level AND *Required dismount: straight ride cradle
8.0 – 9.0	8.0 – 9.0	8.0 – 9.0	8.0 – 9.0
Extensions OR one leg stunt variations at prep level	Extensions AND one leg stunt variations at prep level AND *Required dismount: straight ride cradle	Extended one leg stunt AND *Required dismount: single twist dismount (to cradle, prone, load, or ground), from two leg extended start OR single twist dismount (to cradle, prone, load, or ground) from one leg stunt at prep level	Extended one leg stunt AND *Required dismount: single twist dismount (to cradle, prone, load, or ground), from two leg extended start OR single twist dismount (to cradle, prone, load, or ground) from one leg stunt at prep level
9.0 – 10.0	9.0 – 10.0	9.0 – 10.0	9.0 – 10.0
Extensions AND one leg stunt variations at prep level AND *Required dismount: straight ride cradle	Extended one leg stunt AND *Required dismount: single twist dismount (to cradle, prone, load, or ground), from two leg extended start OR single twist dismount (to cradle, prone, load, or ground) from one leg stunt at prep level	Elite Skill* AND *Required dismount: single twist dismount (to cradle, prone, load, or ground) from one leg extended start	Elite Skill* AND *Required dismount: single twist dismount (to cradle, prone, load, or ground) from one leg extended start

TECHNIQUE/EXECUTION RANGES	DRIVERS	ELITE SKILLS*
3.5 – 4.0 Less than 50% of skills were executed with excellent precision and form	Degree of Difficulty Percentage of Team Participation Connection of Skills/Variety Pace and Speed of Skills	<p><u>Elite Skill skill variations:</u></p> <ul style="list-style-type: none"> <li>Full up to extended position</li> <li>Release move to an extended position</li> <li>Inversion to release move to an extended position</li> <li>Tick tock variations (high to high)</li> <li>Toss to extended stunts</li> <li>Extended stunt sequence performed by a single base, unassisted</li> </ul> <p>*Add'l elite skills &amp; progressions can be found at <a href="https://www.varsity.com/usa/school/competitions/under/rules-and-scoring">https://www.varsity.com/usa/school/competitions/under/rules-and-scoring</a></p>
4.0 – 4.5 50% of skills were executed with excellent precision and form		
4.5 – 5.0 75% or more of skills were executed with excellent precision and form		

2023-2024 - Version 5.2.23

**USA** 2023-2024 SPIRIT COMPETITIONS SHOW CHEER

### PYRAMIDS SCORING RANGES

USA CHEER Pyramid Definition: "connected partner stunts" [Example: paper dolls].  
 Basic pyramid – includes limited complex transitions, structures, entrance and/or dismount variety.  
 Maxed-out pyramid – could include multiple complex transitions, several structures, and a variety of entries and/or dismounts, etc. \*Note: required stunt dismount NOT implemented here, only in stunt section.

NOVICE, INTERMEDIATE, ADVANCED & NON-TUMBLING
3.0 Basic pyramid
3.0 – 4.0 Maxed-out pyramid
4.0 – 5.0 Basic AND maxed-out pyramid

TECHNIQUE/EXECUTION RANGES	DRIVERS
3.5 – 4.0 Less than 50% of skills were executed with excellent precision and form	Degree of Difficulty Percentage of Team Participation Connection of Skills/Variety Pace and Speed of Skills
4.0 – 4.5 50% of skills were executed with excellent precision and form	
4.5 – 5.0 75% or more of skills were executed with excellent precision and form	

**USA** VARSITY SPIRIT

2023-2024 - Version 5.2.23

**USA** 2023-2024 SPIRIT COMPETITIONS SHOW CHEER TUMBLING & JUMPS

Team Name: \_\_\_\_\_ Division: \_\_\_\_\_ # On Team: \_\_\_\_\_

Standing/Running Tumbling	Max Value	Score	Comments:
DIFFICULTY	5.0	(2.0-5.0)	
TECHNIQUE & EXECUTION	5.0	(3.5-5.0)	
Jumps			
DIFFICULTY	5.0	(2.0-5.0)	
TECHNIQUE & EXECUTION	5.0	(3.5-5.0)	

Tumbling Drivers  
 Degree of Difficulty  
 % of Team Participation  
 Combination of Skills/Variety  
 Pace/Speed of Skills

SHOW CHEER – TUMBLING & JUMPS

TOTAL SCORE: 20.0

Judge: \_\_\_\_\_

**USA** VARSITY SPIRIT

usa.varsity.com

2023-2024 - Version 5.2.23

**USA** 2023-2024 SPIRIT COMPETITIONS SHOW CHEER

**TUMBLING QUANTITY CHART**

TUMBLING/JUMPS		
School-based		
Number of Athletes	Tumbling 50%	Jumps 75%
8	4	6
9	5	7
10	5	8
11	6	8
12	6	9
13	7	10
14	7	11
15	8	11
16	8	12
17	9	13
18	9	14
19	10	14
20	10	15
21	11	16
22	11	17
23	12	17
24	12	18
25	13	19
26	13	20
27	14	20
28	14	21
29	15	22
30	15	23
31	16	23
32	16	24
33	17	25
34	17	26
35	18	26
36	18	27

2023-2024 - Version 5.2.23

**USA** 2023-2024 SPIRIT COMPETITIONS SHOW CHEER

**TUMBLING SCORING RANGES**

If 50% or "half" of team, does not perform synchronized skill, score drops into box directly below.  
 Synchronized = exact same skill(s) at the exact same time. Example: Synchronized = 50% of team does a back handspring at the exact same time. Not synchronized = 25% of team does a back handspring, other 25% does a back handspring into a back tuck. \*Note: Tumbling passes must land on both feet to get credit for ranges. Example: Back handsprings which land in prone position would not count. \*Note: To get into a range, tumbling is not cumulative. \*Note: Both standing and running tumbling skills will be considered.

NOVICE & NOVICE NON-BUILDING	INTERMEDIATE	ADVANCED & ADVANCED NON-BUILDING
2.0-3.0 Forward roll Cartwheel	2.0-3.0 Cartwheel Round off Front/Back walkover	2.0-3.0 Cartwheel/Round off Front/Back walkover Standing back handspring Round off back handspring
3.0-4.0 Round off Front/Back walkover	3.0-4.0 Standing back handspring Round off back handspring	3.0-4.0 Round off BHS back tuck(s) Round off tuck(s) Standing BHS series Jump(s)/BHS combinations
4.0-5.0 Standing back handspring Round off back handspring	4.0-5.0 Round off BHS back tuck(s) Round off tuck(s) Standing BHS series Jump(s)/BHS combinations	4.0-5.0 Layouts: Standing back tuck Standing BHS back tuck(s) Standing BHS to tuck/layout/full Round off to layout/full Round off BHS to layout/full Jump(s)/tuck or tuck combinations

**TECHNIQUE/EXECUTION RANGES**

3.5-4.0
Less than 50% of skills were executed with excellent precision and form
4.0-4.5
50% of skills were executed with excellent precision and form
4.5-5.0
75% or more of skills were executed with excellent precision and form

**DRIVERS**

Degree of Difficulty
Percentage of Team Participation
Combination of Skills/Variety
Pace and Speed of Skills

2023-2024 - Version 5.2.23

**USA** 2023-2024 SPIRIT COMPETITIONS SHOW CHEER

**JUMPS SCORING RANGES**

If 75% or "most" of the team do not perform a synchronized skill, score drops into the range directly below.  
 Jump Combination = Jumps connected with continuous movement, using either a whip or prep approach (NO PAUSE BETWEEN JUMPS). Synchronized jumps = exact same skill(s) at the exact same time.  
 Roll off in jumps is not considered synchronized.

NOVICE, INTERMEDIATE, ADVANCED, NON-BUILDING & NON-TUMBLING
2.0
Jumps performed do not meet the 3.0 requirement
3.0
Synchronized single jump
4.0
Synchronized double jump combination with no variety
5.0
Synchronized double jump combination with variety OR Synchronized double jump combination with no variety - 1 additional synchronized jump

TECHNIQUE/EXECUTION RANGES
3.5-4.0
Less than 50% of skills were executed with excellent precision and form
4.0-4.5
50% of skills were executed with excellent precision and form
4.5-5.0
75% or more of skills were executed with excellent precision and form

**USA** VARSITY SPIRIT

## 2023-24 DEDUCTION SCORING GUIDELINES

### SHOW CHEER DIVISIONS ONLY

*(Does not include Group Stunt or Game Day divisions)*

#### **ATHLETE FALL (AF)** – (0.5) point deduction

*Drops to the performance surface during individual tumbling and/or jump skills will result in a 0.5 deduction for each occurrence.*

Examples:

- Hands or knees down on tumbling or jump skills
- Landing on head, shoulders, back, seat, thighs during individual skills

#### **BUILDING BOBBLES (BB)** – (0.5) point deduction

*Bobbles during stunts, pyramids, and tosses will result in a 0.5 deduction for each occurrence.*

Examples:

- Stunts and pyramids that almost drop/fall, but are saved
- Top person becomes weight bearing on a spotter
- Incomplete twisting cradle to side or prone
- Mistakes made during cradle or dismount. Top person has hand(s) or both feet on the floor
- Severe balance checks
- Severe timing issues

#### **BUILDING FALLS (BF)** – (1.0) point deduction

*Mistakes during stunts, pyramids, and tosses will result in a 1.0 deduction for each occurrence.*

Examples:

- Drops from individual stunt to a cradle, load-in, prone, flatback, etc.
- Drops from individual stunt to pop down, or lowering top person to the performance surface
- Base or spotter drops to performance surface during building skill
- Toss that does not land in a cradle (lands inverted, backward, etc.)

#### **MAJOR BUILDING FALLS (MBF)** – (1.5) point deduction

*Drops to the performance surface from a stunt, pyramid or toss by the top person and/or bases/spotter will result in a 1.5 deduction for each occurrence.*

Examples:

- Top person lands on the performance surface from a stunt, pyramid, or toss
- Multiple bases and/or spotters drop to the performance surface
- Top person lands on a base and/or spotter who drops to the performance surface

#### **MAXIMUM (MAX)** – (2.0) point deduction

*Collapses during pyramid skills where fall(s) continue to affect other portions of the pyramid will result in a 2.0 deduction.*

Example:

- Multiple pyramid falls that affect other portions of the pyramid
- Separated pyramids will be treated separately
- If a pyramid regains stability, additional deductions can be given



**2023-24 LEGALITY SCORING GUIDELINES**  
**SHOW CHEER, GROUP STUNT, AND GAME DAY DIVISIONS**

**SAFETY VIOLATION** – (2.0) per occurrence

Given when a skill is performed, or other violation occurs, that is not allowed by the NFHS Spirit Rules

**DIVISION LIMITATION VIOLATION** – (2.0) per occurrence

Given when a skill is beyond those allowed in the USA Division Limitations

**GAME DAY FORMAT VIOLATION** – (2.0) per occurrence

Given when skills or elements do not meet the additional skill restrictions for a Game Day routine. Examples include:

- Exceeding 3 consecutive 8-counts of skill incorporation in the Fight Song routine
- Stunting or tumbling in the Band Chant division
- Stunting beyond the restrictions listed for the Game Day routine

**TUMBLING/STUNTING OFF THE MAT** – (3.0) (Nationals only)

**TIME LIMIT VIOLATION FOR TOTAL ROUTINE LENGTH** – (1- 5 seconds over time limit = 1.0 point. 6 or more seconds over time limit = 2.0 points.)

**TIME LIMIT VIOLATION FOR SHOW CHEER TOTAL MUSIC LENGTH** – (1- 5 seconds over time limit = 1.0 point. 6 or more seconds over time limit = 2.0 points.)

**BOWS** – (.25)

Bows should not be excessive in size and shouldn't be a distraction to the performance. Bows should be worn in a manner to minimize risk for the participants, should be adequately secured on the back of the head with the tails facing down, and should not fall over the forehead.

**COSTUMING/FOOTWEAR/PROPS** – (3.0) penalty for each violation of guidelines listed in the General Information

**UNNECESSARY CHANGE IN PERFORMANCE ORDER** – (3.0) determined by competition officials/directors

**INAPPROPRIATE MUSIC/LYRICS/CHEER WORDS, APPEARANCE AND/OR MOVEMENTS** – (3.0) determined by competition officials/directors in accordance with the guidelines listed in the General Information

**UNSPORTSMANLIKE CONDUCT** – (1.0)

When a coach is in discussion with an official, other coaches, athletes, and/or parents/spectators, they must maintain proper professional conduct. Failing to do so may result in a 1.0 deduction and removal of coach from event. Severity of infraction may lead to team disqualification. Penalty determined by competition officials/directors.

**DISQUALIFICATION PENALTIES** – Examples include violation of eligibility requirements, age/grade requirements, participating on two teams within the same category type/and or divisions, entering/performing in the incorrect category/division, failing to provide proof of music licensing, and severe sportsmanlike conduct. Disqualification will be determined by event officials and the Director of Special Events.

## 2023-24 SONG/POM, SONG/JAZZ & PEP/SHORT FLAG SAFETY RULES

NOTE: Routines in these divisions must also follow the rules listed in "2023-24 High School Spirit (or Junior Spirit) General Information" and the "2023-24 High School Song/Pom and Pep/Short Flag Division Limitations".

Please refer to the Glossary of Terms for rules and skills terminology.

### General Guidelines

1. All participants agree to conduct themselves in a manner displaying good sportsmanship throughout the event. The coach of each team is responsible for seeing that team members, coaches, parents, and any other person affiliated with the team conduct themselves accordingly.
2. All programs should have, and review, an emergency action plan in the event of an injury.
3. Coaches must recognize the entire team's particular ability level and limit the team's activities accordingly.
4. No technical skills should be performed when a coach is not present or providing direct supervision.
5. All practice sessions should be held in a location suitable for the activities of dance, and away from noise and distractions.
6. Warm-up and stretching should precede and conclude all practice sessions, pep rallies, games, competitions, performances, and other physical activities.
7. The performance surface should be taken into consideration before engaging in any technical aspect of dance. The performance area should be reasonably free of obstructions. Dancers should not perform technical skills on:
  - a. Concrete, asphalt, or any other hard or uncovered surface
  - b. Wet surfaces
  - c. Uneven surfaces
  - d. Surfaces with obstructions
8. The dance team coach or other knowledgeable designated representative should be in attendance at all practices, functions, and games.

### Competition Routine Guidelines

1. For Song/Pom and Pep Flag divisions, a school uniform that is worn for game/sideline cheering or performing must be worn (i.e. skirt and top). Costuming is not allowed. If an accessory or article of clothing adds to the overall effect and/or theme of the routine, it will be considered "costuming". (Exception: Costuming is allowed in the Jazz Category – Please refer to the USA Spirit Competitions General Information).
2. When standing at attention, apparel must cover the midriff (front of the body). If a violation occurs, a 3 point deduction will be incurred (Please refer to USA Spirit General Information).
3. All participants must wear soft-soled, non-marking shoes on both feet while competing. Shoes must have a solid sole and cover the toe and heel. (Exception: Half sole shoes/dance paws/turners are acceptable in the Song/Pom and Song/Jazz

categories. Performers who wear half sole shoes/dance paws/turners while performing do so at their own risk. Shoes that cover the toe and heel are required at all other times when not directly performing).

4. Penalty of marking the floor is disqualification. The performing school will be responsible for any charges that may occur as a result of damage to any floor. (Please refer to "Penalties" in the USA Spirit General Information).
5. Wearing "hard" jewelry is illegal, except when such items are securely affixed to a uniform or the hair and will not interfere with the safe execution of a dance/pom/twirling move
6. Exceptions:
  - a. Jewelry that is a part of a costume will be allowed in the Jazz Category.
  - b. Earrings that are a part of the uniform will be allowed in the Song/Pom Category.
7. Support braces, etc., which are hard and unyielding or have rough edges or surfaces must be appropriately covered.
8. Props are not allowed. A prop is any physical object used to enhance the overall effect and or theme of the routine. (Exception: pom or pep/short flag)
9. Hands Free Poms: The use of hands-free poms will be allowed. Hands-free Poms are specifically made so that performers do not have to hold the poms but rather the poms are affixed to the performers hand. "Proper use" means bars cannot be in palm of the hand and only an elastic band can be between the supporting hand and performance surface making it possible to safely execute skills. A hair tie, rubber band, or tying pom strings/pieces together will not be counted as a hands free pom.

### Executed By Individuals - Inverted Skills & Tumbling

Please note that any or all inverted skills and tumbling are not required in any category. If choreographed into routine, please be sure to follow the guidelines below.

1. Inverted Skills: Non airborne skills are allowed (Example: Headstand).
2. Skills with hip over head rotation:
  - a) With hand support are not allowed while holding poms or props in supporting hand(s). (Exception: Forward rolls, backward rolls and the proper use of hands-free poms) See "Hands Free Poms" competition routine guidelines #7.
  - b) Non airborne skills are allowed and are limited to 3 connected skills. Example: 3 consecutive cartwheels are allowed; 4 consecutive cartwheels are not allowed.
  - c) Airborne skills with hand support may not be airborne in approach but may be airborne in descent if the approach is non-airborne (Clarification: A round off is allowed – hands touch the ground before the foot leaves the ground).
  - d) Airborne skills without hand support are not allowed. (Exception: Aerial cartwheels/Side somis not connected to any other skill with hip over head rotation). Clarifications:
    - i) NEW LANGUAGE\* If a team chooses to use non-hands free poms for aerial cartwheels they **must be moved to one hand**. If a dancer fails to move both poms to one hand or touches down with the hand that holds both poms during the skill, a penalty will be assessed.
3. Simultaneous tumbling over or under another dancer that includes hip over head rotation by both dancers is not allowed.

4. Dropping (from being completely airborne) to the knee, thigh, back, shoulder, seat, front or head onto the performing surface are not allowed unless the dancer first bears weight on the hand(s) or foot/feet.
5. Landing in a push up position onto the performance surface from a jump in which the legs are in front of the body and swing behind are not allowed.
6. Airborne skills without hip over head rotation may not jump from a standing or squatting position with backward momentum landing onto the neck, shoulders and hands.
  - a) Any kip up motion must initiate from the back/shoulder area touching the ground. (Note: This rule refers specifically and only to the “kip up”/”rubber band” skill.)
  - b) Kip ups are not allowed while holding poms or props. The proper use of hands-free poms for kip ups is allowed.

### **Executed By Groups or Pairs - Lifts and Partnering**

Please note that any or all lifts and partnering are not required in any category. If choreographed into routine, please be sure to follow the guidelines below.

1. Lifting with poms or pep/short flags is allowed.
2. The Executing Dancer must maintain contact with a Supporting Dancer who is in direct contact with the performance surface at all times. (Exception: Kick Line Leaps).
3. When a skill is above hip level, at least one Supporting Dancer must maintain contact with the Executing Dancer until the Executing dancer returns to the performance surface.
4. Hip over-head rotation of the Executing Dancer(s) is allowed provided:
  - a) Contact between the Executing Dancer and at least one Supporting Dancer(s) must be maintained until the Executing Dancer returns to the performance surface or is returning to the upright position.
5. Elevators, thigh stands, shoulder sits, and chair sits are allowed. Extensions, pyramids, and basket tosses are not allowed.
6. A Vertical Inversion is allowed provided:
  - a) Contact between the Executing Dancer and at least one Supporting Dancer(s) must be maintained until the Executing Dancer returns to the performance surface or is returning to the upright position.
  - b) When the height of the Executing Dancer’s shoulders exceeds shoulder-level there is at least one additional dancer to spot who does not bear the weight of the Executing Dancer.  
(Clarification: When there are 3 Supporting Dancers an additional spot is not required).

### **Groups & Pairs - Dismounts to The Performance Surface (Clarification: May Be Assisted but Not Required)**

Please note that any or all dismounts to the performance surface are not required in any category. If choreographed into routine, please be sure to follow the guidelines below.

1. Dismounts are allowed provided:

- a) At the highest point of the dismount, the Executing Dancer's hips may not elevate above head level and the Executing Dancer must land on their foot/feet.
  - b) The Executing Dancer's hips may not cross the vertical axis while airborne and inverted. (Clarification: while free of contact from both the performance surface and other performers.)
  - c) The Executing Dancer is not supine or inverted when released.
2. Toe pitches are not allowed.

Song/Pom questions please email [USADanceRules@varsity.com](mailto:USADanceRules@varsity.com).

## 2023-24 SONG/POM, SONG/JAZZ & PEP/SHORT FLAG GLOSSARY OF TERMS

Note: This document provides terminology reference for the Song/Pom, Song/Jazz & Pep Flag Rule documents listed below:

- 2023-24 Spirit General Information for School Teams
- 2023-24 High School Song/Pom, Song/Jazz & Pep Flag Division Limitations
- 2023-24 Song/Pom, Song/Jazz and Pep/Short Flag Safety Rules

### Rules Terminology

**Airborne (Executed by Individuals, Groups or Pairs):** A state in which the dancer is free of contact from a person and the performing surface.

**Airborne Hip Over Head Rotation (Executed by Individuals):** A tumbling skill in which the hips continuously rotate over the head and there is a moment of no contact with the performance surface (Example: Round Off or a Back Handspring).

**Axis Rotation:** An action in which a dancer rotates around his/her vertical or horizontal center.

**Connected/Consecutive Skills:** An action in which the dancer executes skills without a step, pause or break in between. (Example: Double Pirouette or Double Toe Touch)

**Contact (Executed by Groups or Pairs):** When two (or more) people physically touch each other. Touching hair and clothing does not qualify as contact.

**Costuming:** An accessory or an article of clothing that adds to the overall effect and/or theme of the routine.

**Dismount (executed by Groups or Pairs):** An action in which the Executing Dancer(s) returns to the performance surface or upright position with or without assistance from a Supporting Dancer(s) with whom there was prior contact.

**Drop:** An action in which an airborne dancer lands on a body part other than his/her hand(s) or feet without first bearing weight on the hands/feet.

**Elevate/Elevated:** An action in which a dancer is moved to a higher position or place from a lower one.

**Executing Dancer:** A dancer who performs a skill as a part of Groups or Pairs who use(s) support from another dancer(s).

**Head Level:** A designated and averaged height: the crown of the head of a standing dancer while standing upright with straight legs. (Clarification: this is an approximate height to measure space, and is not changed by bending, inverting, etc.)

**Hip Level:** A designated and averaged height; the height of a standing dancer's hips while standing upright with straight legs. (Clarification: this is an approximate height to measure space, and is not changed by bending, inverting, etc.)

**Hip Over Head Rotation (Executed by Individuals):** An action characterized by continuous movement where a dancer's hips rotate over the head in a tumbling skill (Example: Back Walkover or Cartwheel).

**Hip Over Head Rotation (Executed by Groups or Pairs):** An action characterized by continuous movement where the Executing Dancer's hips rotate over their own head in a lift or partnering skill.

**Inversion/Inverted:** A position in which the dancer's waist, hips and feet are higher than his/her head and shoulders.

**Inverted Skills (Executed by individuals):** A skill in which a dancer's waist and hips and feet are higher than his/her head and shoulders and there is a stop, stall, or change in momentum.

**Lift (executed by Groups or Pairs):** A skill in which a dancer(s) is elevated from the performance surface by one or more dancers and set down. A Dance Lift is comprised of an Executing Dancer(s) and a Supporting Dancer(s).

**Partnering (Executed by Pairs):** A skill in which two dancers use support from one another. Partnering can involve both Supporting and Executing skills.

**Perpendicular Inversion (executed by individuals):** A skill that begins with backward airborne momentum and lands on the hands and head in an inverted position in which the dancer's head, neck and shoulders are directly aligned with the performance surface, creating a 90 degree angle between the head and floor.

**Prop:** Any physical object used to enhance the overall effect and/or theme of your routine.

**Prone:** A position in which the front of the dancer's body is facing the ground and the back of the dancer's body is facing up.

**Release (executed by Groups or Pairs):** An action that results in a moment of time when the Executing Dancer is free of contact from the performance floor and the Supporting Dancer(s) with whom there was prior contact.

**Shoulder Inversion (executed by individuals):** A skill that begins with backward airborne momentum and lands on the hands /shoulders /upper back area on the performance surface and the dancer's waist and hips and feet are higher than his/her head and shoulders.

**Shoulder Level:** A designated and averaged height; the height of a standing dancers' shoulders while standing upright with straight legs. (Clarification: this is an approximate height to measure space, and is not changed by bending, inverting, etc.)

**Supporting Leg:** The leg of a dancer that supports the weight of the body, during a skill.

**Supporting Dancer:** A dancer who performs a skill as a part of a group or pair who supports or maintains contact with an Executing Dancer.

**Supine:** A position in which the back of the dancer's body is facing the ground, and the front of the dancer's body is facing up.

**Tumbling:** A collection of skills that emphasize acrobatic or gymnastic ability, are executed by an individual dancer without contact, assistance or support of another dancer(s) and begin and end on the performance surface. (Clarification: tumbling skills do not have to include hip over head rotation)

**Vertical Axis:** (executed by Groups or Pairs): a designated line in space that goes straight up and down and has no slope.

**Vertical Inversion (executed by Groups or Pairs):** A skill in which the Executing Dancer's waist, hips and feet are higher than his/her own head and shoulders and bears direct weight on the Supporting Dancer(s) by a stop, stall or change in momentum.

**Working Leg:** The leg of a dancer that is responsible for momentum and/or position, during a skill.

### **Skills Terminology**

**A la Secondé Leap (Second Leap):** A leap in which the legs open to second position in turnout, so that the dancer's heels are visible.

**A la Seconde Turn (Second Turn):** Pirouette a la seconde is a classical ballet term meaning a "spin with leg to the side" or "spin with leg in second position." A dancer performing a pirouette a la seconde will be turning on their supporting leg with their other leg to the side and straight with a pointed foot.

**Aerial Cartwheel:** (airborne hip over head rotation skill without hand support) A skill which emulates a cartwheel executed without placing hands on the ground.

**Attitude:** A position where the working leg is lifted in the air to the front (devant), side (a la seconde) or to the back (derrière)

**Axel:** (airborne skill with axis rotation) A turn in which the working leg makes a circle in the air to passé as the supporting leg lifts off the ground enabling the dancer to perform a rotation in the air and then lands on the original supporting leg.

**Back Walkover:** (non-airborne hip over head rotation skill with hand support) A skill in which the dancer moves backward into an arched position, with the hands making contact with the ground first, then rotates the hips over the head and lands on one foot/leg at a time.



**Backward Roll:** (non-airborne hip over head rotation skill with hand support) A skill in which the dancer rotates backward, rotating the hips over the head while curving the spine (a tucked position) to create a motion similar to a ball “rolling” across the floor.

**C Jump:** A jump in which a dancer uses a deep plie, the legs pull behind the body and are bent, the head is released and arms are pulled back. The body forms the shape of a “C”.

**Calypso:** (airborne skill) A turning leap in which the working leg extends making a circle in the air as the supporting leg lifts off the ground enabling the dancer to perform a rotation in the air then the supporting (back) leg reaches behind the body, often in an attitude, and then lands on the original working leg.

**Cartwheel:** (non-airborne hip over head rotation skill with hand support) A skill where the dancer supports the weight of the body with the arm(s) while rotating sideways through an inverted position landing on one foot at a time.

**Chassé:** A connecting step in which one foot remains in advance of the other; meaning to chase.

**Chaines/Chaine Turn:** Chaînés or “chaîné turns” is when a dancer is performing a series of turns on both feet, picking up each foot back and forth in order to keep moving in a line or circle.

**Coupé:** A position in which one foot is held lifted and close to the ankle. Also known as Coup de Pied: quickly takes the place of the other; meaning to cut or cutting.

**Developpé:** An action in which the working leg moves through passé (bends) before extending into position; meaning to develop.

**Dive Roll:** (airborne hip over head rotation skill with hand support) A forward roll where the dancer’s feet leave the ground before the dancer’s hands reach the ground.

**Elevator:** When the top person is being held at shoulder level by the base(s). Also known as Extension Prep, Prep or Half.

**Extension:** A fully-extended stunt above head level where the Executing Dancer stands with both legs locked out (shoulder-width apart) and one foot in each hand of the base (partner stunt) or each foot is held by a different base (group stunt).

**Forward Roll:** (non-airborne hip over head rotation skill with hand support) A skill in which the dancer rotates forward, rotating the hips over the head while curving the spine (a tucked position) to create a motion similar to a ball “rolling” across the floor.

**Fouetté:** A turning step, usually done in a series, in which the working leg makes a circle in the air and then into passé as the dancer turns bending (plié) and rising (relevé) at each revolution; meaning to whip. Fouetté turns can also be done to the side or in second position (fouetté à la seconde).

**Fouetté à la Seconde:** A turning step done in a series in which the working leg makes a circle in the air and extends at a 90° angle from the supporting leg remaining parallel to the ground as the dancer turns with a plié and relevé at each revolution.

**Front Aerial:** (an airborne hip over head rotation skill without hand support) A skill which emulates a front walkover but is executed without placing hands on the ground.

**Front Walkover:** (a non-airborne hip over head rotation skill with hand support) A skill where the dancer moves forward with the hands making contact with the ground first, then rotates the hips over the head passing through an arched position and lands on one foot/leg at a time.

**Glissade:** A connecting step that transfers weight from one foot to the other; meaning to glide.

**Handstand:** (a non-airborne inverted skill with hand support) A non-airborne, nonrotating, skill where the dancer supports him/herself vertically on his/her hands in an inverted position and the arms are extended straight by the head and ears.

**Headspring:** (an airborne hip over head rotation skill with hand support) A skill where a dancer moves forward with the hands then head, making contact with the performance surface, then rotates the hips over the head passing through an arched position. It is non-airborne in approach but airborne in descent after hips pass through perpendicular.

**Headstand:** (an non-airborne inverted skill with hand support) A non-airborne, nonrotating, skill where the dancer supports him/herself vertically on his/her head in an inverted position with hands in contact with the floor to support the body.

**Illusion:** (a stationary turn) A skill where a dancer steps onto a standing leg, releasing the upper body all the way forward, lifting the working leg as close to 90 degrees as possible while rotating on the standing foot.

**Jeté :** A skill in which the dancer takes off from one foot by brushing the feet into the ground and swiftly 'whipping' them into the position and then landing on one foot. A jetté can be executed in various directions, sizes and positions.

**Jump:** Movement taking off and landing on same foot or both feet.

**Kick:** Throwing the working leg in the air in a controlled manner, while the supporting leg and body stay properly aligned in the position of choice. Jazz equivalent of a grand battement in ballet.

**Kip Up:** (non-airborne in approach, airborne in decent, inverted skill) A skill where the dancer begins in a supine position, rolls back onto their shoulders elevating their hips off the performance surface and into an inverted position. Using their arms and/or legs, core, and momentum, the dancer thrusts their body in an upward direction away from the floor. The movement is completed by bringing the feet to the performance surface keeping the body inline and following to an upright position.

**Leap:** (airborne skill) A skill in which the dancer pushes from a plié (bend) off of one foot, becomes airborne, and lands on one foot.

**Leg hold/Leg Hold Turn:** A skill in which a dancer extends one leg upward showing flexibility. When executing this skill, the dancer grabs the leg and/or foot of the leg that is extended. To make the skill more advanced, rotations can be incorporated making it a leg hold turn.

**Passé:** A position or movement in which the working leg bends connecting the pointed foot to or near the knee of the supporting leg; meaning to pass. Passé can be executed with the hips parallel or turned out.

**Pencil:** A position of the working leg during a pirouette turn in which the leg is forward, turned out and pointed to the floor. The foot is a couple inches off the floor.

**Pique/Pique Turn:** “Pricked” a step in which a dancer transfers weight onto the pointe or demi pointe of the supporting leg. The working leg is in passé position and turned out. This action can be immediately followed by a turning motion, known as a pique turn.

**Pirouette:** (axis rotation) A skill in which the dancer bends (plié) with one foot in front of the other (fourth position) and rises (relevé) to one supporting leg making a complete rotation of the body; meaning to whirl. A pirouette can be executed in a variety of positions.

**Plié:** A preparatory and landing skill in which the dancer bends, softens his/her knees; meaning to bend.

**Relevé:** An executing skill in which the dancer lifts up to the ball of his/her feet; meaning to rise.

**Reverse Leap:** A leap in which a dancer begins facing back and travels toward the back (with steps or a chasse), then rotates the shoulders and hips to the front/direction the dancer came from and hits the split leap position facing the front/the direction the dancer came from.

**Round Off (Executed by Individuals):** (airborne hip over head rotation skill with hand support) An airborne hip over head rotation skill that takes off on one foot and lands on two feet simultaneously. (Clarification: the skill becomes airborne after the hips have rotated over the head).

**Scissor Leap/Switch Leap:** A leap in which the legs exchange positions (by swinging past each other while in the air), showing a split with both legs in one jump.

**Shoulder Roll (forward/back):** A non-airborne tumbling skill where the dancer rolls with the back of the shoulder and maintains contact with the floor and the head is tilted to the side to avoid contact with the floor.

**Shushunova:** A jump variation in which the dancer lifts extended legs to a toe touch or pike position and then circles them behind the body dropping the chest and landing in a prone support (push up position).

**Stag:** A grand jete in which the front and back leg bend as the body travels through the air. It can also be performed with the back leg extended.

**Surprise Leap:** A leap in which a dancer begins facing back and travels to the side (with steps or chasse) and then rotates the shoulders and hips to the front while also bringing the leg through passé and hits the split leap position facing front.

**Thigh Stand:** Stunt in which the top person stands on two bases' lunged thighs.

**Toe Pitch (executed by Groups or Pairs):** A skill in which the Executing Dancer(s) starts in an upright position with one foot in the hand(s) of a Supporting Dancer(s) and is propelled upward. (Clarification: this is not the definition of a toe pitch back tuck).

**Toe Touch:** (airborne skill) A jump in which the dancer lifts the legs through a straddle position. Hips externally rotate to turn out the legs and the chest is upright. Arms are typically held in a T position.

**Tour Jete:** (airborne skill with axis rotation) A skill in which the dancer takes off from one leg, executes a half turn and lands on the other leg.

**Turning C Jump:** A jump in which a dancer uses a chaine turn to prep into a C jump and the jump is performed while turning.



# 2023-2024 SPIRIT COMPETITIONS

## SONG/POM

**Team Name:**

**Division:**

**# On Team**

Choreography	Max Value	Score	Comments:
<b>USE OF POM/CREATIVITY</b> <ul style="list-style-type: none"> <li>Pom Motions/Movement/Variety</li> <li>Visual Effects</li> <li>Musical Interpretation</li> </ul>	15		
<b>ROUTINE STAGING</b> <ul style="list-style-type: none"> <li>Transitions/Continuity</li> <li>Formations/Use of Floor</li> </ul>	15		
<b>TECHNICAL SKILLS/SPECIALTIES</b> <ul style="list-style-type: none"> <li>Turns</li> <li>Kicks</li> <li>Leaps/Jumps</li> <li>Use of Team</li> </ul>	10		
Execution	Max Value	Score	
<b>POM TECHNIQUE</b> <ul style="list-style-type: none"> <li>Control/Placement</li> <li>Sharpness/Precision</li> </ul>	15		
<b>UNIFORMITY</b> <ul style="list-style-type: none"> <li>Synchronization</li> <li>Timing/Rhythm/Pace</li> <li>Spacing</li> </ul>	15		
<b>TECHNICAL SKILLS/SPECIALTIES</b> <ul style="list-style-type: none"> <li>Turns</li> <li>Kicks</li> <li>Leaps/Jumps</li> <li>Overall Technique</li> </ul>	10		
Performance	Max Value	Score	
<b>SHOWMANSHIP</b> <ul style="list-style-type: none"> <li>Smiles/Projection</li> <li>Energy/Enthusiasm</li> <li>Eye Contact/Confidence</li> <li>Recoveries</li> </ul>	10		
<b>OVERALL IMPRESSION</b> Judge's impression of the entire performance encompassing all scoresheet categories. This may also include elements such as: Appearance, Appropriateness and Crowd Appeal.	10		
<b>TOTAL SCORE</b>	<b>100</b>		Song/Pom Judge: <input type="text"/>

[usa.varsity.com](http://usa.varsity.com)



## 2023-24 LEGALITY SCORING GUIDELINES

### SONG/POM AND SONG/POM GAME DAY DIVISIONS

**SAFETY VIOLATION/ DIVISION LIMITATION VIOLATION – (2.0) per occurrence**

Given when a skill is performed beyond division limitations, or other violation occurs, that is not allowed by 2023-2024 USA Song/Pom, Song/Jazz, Pep/Short Flag Safety Rules, or violation of Mascot or Game Day guidelines.

**TIME LIMIT VIOLATION FOR TOTAL ROUTINE LENGTH – (1- 5 seconds over time limit = 1.0 point. 6 or more seconds over time limit = 2.0 points.)**

**SONG/POM – POM USE RESTRICTION (Poms must be used for at least 80% of the routine)– (1.0) for every 5 seconds under pom usage. (1-5 = 1 point; 6-10 = 2 points; etc.)**

**BOWS – (.25)**

Bows should not be excessive in size and shouldn't be a distraction to the performance. Bows should be worn in a manner to minimize risk for the participants, should be adequately secured on the back of the head with the tails facing down, and should not fall over the forehead.

**COSTUMING/FOOTWEAR/PROPS/FLAG SHAFT TIPS – (3.0) penalty for each violation of guidelines listed in the General Information**

**UNNECESSARY CHANGE IN PERFORMANCE ORDER – (3.0) determined by competition officials/directors**

**INAPPROPRIATE MUSIC/LYRICS/CHEER WORDS, APPEARANCE AND/OR MOVEMENTS – (3.0) determined by competition officials/directors in accordance with the guidelines listed in the General Information**

**UNSPORTSMANLIKE CONDUCT – (1.0)**

When a coach is in discussion with an official, other coaches, athletes, and/or parents/spectators, they must maintain proper professional conduct. Failing to do so may result in a 1.0 deduction and removal of coach from event. Severity of infraction may lead to team disqualification. Penalty determined by competition officials/directors.

**DISQUALIFICATION PENALTIES – Examples include violation of eligibility requirements, age/grade requirements, participating on two teams within the same category type/and or divisions, entering/performing in the incorrect category/division, failing to provide proof of music licensing, and severe sportsmanlike conduct. Disqualification will be determined by event officials and the Director of Special Events.**

Rev. 06/15/23

# CHEER GAME DAY RULES & GUIDELINES

## GENERAL RULES

All permitted cheerleading specialty skills, including tumbling, partner stunts, pyramids and jumps for the Game Day Divisions must follow the 2023-24 NFHS Spirit Rules Book. Please see additional specific skill restrictions below for each category. All skills should be carefully reviewed and supervised by a qualified adult advisor/director/coach.

### A. Categories/Divisions

There are three stand-alone categories. Qualification to attend Jr. Nationals is required to compete in any of the Game Day categories below.

- Band Chant
- Situational Sideline/ Cheer
- Fight Song

These are the divisions offered for each stand-alone category above. There is no co-ed split of divisions for the stand-alone Game Day divisions.

- Junior High / Middle School – 5+ Members

### B. School/Organization Representation – Refer to same section above.

**Uniforms** – Refer to same section above.

**Uniform Distractions** – Refer to same section above.

**Shoes** – Refer to same section above.

**Make-Up** – Refer to same section above.

**Hair** – Refer to same section above.

**Appropriateness of Choreography, Music, Words and Outfitting** – Refer to same section above.

### C. Competition Area – Unique to Game Day

- Participants may enter from outside the competition area for their performance.
- All permitted skills (stunts, pyramids, tumbling etc.) must be performed on the competition mat.
- Competitions comply with the NFHS & USA Cheer surface ruling that school-based programs may not compete on a spring floor. The approximate floor size will be a traditional mat of 54' (feet) wide by 42' (feet) deep – 9 strips.
- Tossing, throwing or other projecting of any type of object outside the competition floor and/or into the crowd is not allowed.
- Poms, signs, flags, megaphones and/or banners may be placed or dropped outside the competition area by a team member.

### D. Music Rules/Restrictions – Refer to same section above.

**E. Time Limitations/Entrance/Exit** – Unique to Game Day

- Each team will perform a routine not to exceed 1 minute.
- Teams may not set up props in advance of any category.
- See specific category for details on the start and stop of each type of routine.
- All team breaks, rituals and traditions need to take place prior to the team being called to the performance floor.
- Teams should take the floor immediately with spirit and enthusiasm, but without excessive gestures. Example: chest bumps, hugs, hand-shakes, etc.
- All teams should refrain from any type of excessive celebration following the team’s performance. Any team in violation may receive a “sportsmanship” penalty.
- There should not be any organized exits or other activities after the official ending of the routine.

**F. Video Media Policy** – Refer to same section above.

**G. Logo Usage** – Refer to same section above.



## **BAND CHANT CATEGORY**

### **ROUTINE AND JUDGING REQUIREMENTS**

- Each team will perform a routine not to exceed 1 minute.
- Band Chant must be made up of at least 50% cheerleaders. Non-cheer teams may participate (i.e. song/pom or dance), but may not comprise more than 50% of the total team numbers.
- A team may begin on or off the performance floor for the start of their music. Once the team name is called and the music begins, timing of the overall routine starts.
- Timing will end with the last beat of music or organized movement.
- The Band Chant must be one traditionally played by a school sideline/jazz band. Crowd interaction and involvement, including yell-backs, spell-outs, school colors are encouraged.
- Camp material may easily be adapted to fit this category. For example, any band chant learned at a 2023 Varsity Brands camp could be used for this routine. Examples might include “Rock ‘N Roll Part II, “Land of A Thousand Dances,” etc.
- Sideline/traditional school uniforms are required.
- The use of poms, signs, flags, megaphones and/or banners is permitted and encouraged.
- Judging will be based on the following criteria, as well as elements noted on the score sheet:
  - Crowd leading ability, including crowd encouragement, ease of crowd to participate, etc.
  - Material appropriate for a sideline situation during a time-out, quarter break, between downs, etc.
  - Creativity and musicality, variety and the execution of transitions and formations.
  - Placement, synchronization and strength of motions/movement.
  - Visual effect and spacing.
  - Overall impression and crowd appeal.
  - Thematic routines and/or specialized costuming is not encouraged.
- Emphasis should be placed on crowd interaction/involvement and entertaining the crowd. All material should be suitable and able to be performed multiple times during a game or pep rally/assembly.

### **SPECIFIC SKILL RESTRICTIONS – BAND CHANT CATEGORY**

- Tumbling and/or stunting of any kind is prohibited, including during entrances and exits.
- Turns, leaps, kicks and/or jumps are permitted.

2023-2024 - Version 5.13.23

**USA** unitedspiritassociation **2023-2024 SPIRIT COMPETITIONS** GAME DAY – BAND CHANT EXECUTION

**Team Name:** \_\_\_\_\_ **Division:** \_\_\_\_\_ **# On Team** \_\_\_\_\_

Motion Strength/Placement	Max Value	Score	Comments:
<ul style="list-style-type: none"> <li>Sharpness, strength of motion. Proper control &amp; placement of motions.</li> </ul>	10.0		
<b>Synchronization</b>			
<ul style="list-style-type: none"> <li>Timing of movement throughout routine.</li> </ul>	10.0		
<b>Spacing</b>			
<ul style="list-style-type: none"> <li>Spacing of squad members in relation to each other.</li> </ul>	10.0		
<b>GAME DAY – BAND CHANT EXECUTION</b>			Judge: _____
<b>TOTAL SCORE</b>	<b>30.0</b>		

**USA** unitedspiritassociation **Varsity Spirit**

**usa.varsity.com**

2023-2024 - Version 5.13.23

**USA** unitedspiritassociation **2023-2024 SPIRIT COMPETITIONS** GAME DAY – BAND CHANT ROUTINE STRUCTURE / CHOREOGRAPHY

**Team Name:** \_\_\_\_\_ **Division:** \_\_\_\_\_ **# On Team** \_\_\_\_\_

Game Day Material	Max Value	Score	Comments:
<ul style="list-style-type: none"> <li>Proper &amp; practical use of material relevant to game day environment.</li> </ul>	10.0		
<b>Crowd Communication Skills</b>			
<ul style="list-style-type: none"> <li>Use of crowd encouragement and ability to cue crowd.</li> </ul>	10.0		
<b>Visuals/Variety</b>			
<ul style="list-style-type: none"> <li>Use of variety of movements to complement the music, visual effects (level changes, ripples/roll-offs) and creative movement within groups and levels.</li> </ul>	10.0		
<b>Crowd Leading Tools</b>			
<ul style="list-style-type: none"> <li>Effective use of props (signs, megaphones, pomms and/or flags) and encouragement to lead the crowd.</li> </ul>	10.0		
<b>Formations/Transitions</b>			
<ul style="list-style-type: none"> <li>Crowd coverage, creative, visual &amp; effective formations &amp; ways to move from one formation to another.</li> </ul>	10.0		
<b>GAME DAY – BAND CHANT ROUTINE STRUCTURE / CHOREOGRAPHY</b>			Judge: _____
<b>TOTAL SCORE</b>	<b>50.0</b>		

**USA** unitedspiritassociation **Varsity Spirit**

**usa.varsity.com**

2023-2024 - Version 5.13.23

**USA** unitedspiritassociation **2023-2024 SPIRIT COMPETITIONS** GAME DAY – BAND CHANT SHOWMANSHIP

**Team Name:** \_\_\_\_\_ **Division:** \_\_\_\_\_ **# On Team** \_\_\_\_\_

Crowd Appeal	Max Value	Score	Comments:
<ul style="list-style-type: none"> <li>Voice, energy, showmanship, facial expression, eye contact &amp; overall connection to the crowd.</li> </ul>	10.0		
<b>Overall Impression</b>			
<ul style="list-style-type: none"> <li>Judge's impression of entire performance encompassing all score sheet categories. This includes audience appropriateness.</li> </ul>	10.0		
<b>GAME DAY – BAND CHANT SHOWMANSHIP</b>			Judge: _____
<b>TOTAL SCORE</b>	<b>20.0</b>		

**USA** unitedspiritassociation **Varsity Spirit**

**usa.varsity.com**

## FIGHT SONG CATEGORY

### ROUTINE AND JUDGING REQUIREMENTS

- Each team will perform a routine not to exceed 1 minute.
- Teams are encouraged to use their traditional school fight song. Should your school fight song exceed 1 minute, and no reasonable way to edit the routine is possible, please contact the USA office for approval.
- Timing will begin with the first organized movement, voice or note music, whichever comes first. Timing will end with the last beat of music or organized movement.
- Props (poms, signs, flags, megaphones and/or banners) are permitted in this category and encouraged.
- Fight song incorporation is limited to three (3) consecutive 8-counts of stunts and/or tumbling. If the fight song repeats, the incorporation will only be allowed both times if it is repeated exactly the same both times. Counting will begin with the first initiation of a skill and continue until either the incorporation is complete or the end of the 3rd 8-count.
- Judging will be based on the following criteria, as well as elements noted on the scoresheet:
  - Crowd oriented material, fit to music, using effective spacing and formations, and incorporating visual effects.
  - Placement, synchronization and strength of motions.
  - Overall impression and crowd appeal.
- Emphasis should be placed on practicality and crowd involvement. All material should be suitable and able to be performed multiple times during a game or pep rally.

### SPECIFIC SKILL RESTRICTIONS – FIGHT SONG CATEGORY

- No baskets, sponge, elevator, or similar type tosses permitted.
- No stunt/pyramid inversions are allowed.
- No twisting dismounts are allowed.
- Single leg extended stunts are limited to liberties and liberty hitches.
- A kick/jump will not be considered as a skill and can be performed at any time during the routine.
- No running tumbling is allowed.
- Standing tumbling skills are limited to single skills.

2023-2024 - Version 5.13.23

**2023-2024 SPIRIT  
COMPETITIONS**

GAME DAY - FIGHT SONG  
EXECUTION

---

**Team Name:**
**Division:**
**# On Team**

---

Motion Strength/Placement	Max Value	Score	Comments:
<ul style="list-style-type: none"> <li>Sharpness, strength of motion. Proper control &amp; placement of motions.</li> </ul>	10.0		
<b>Synchronization</b>			
<ul style="list-style-type: none"> <li>Timing of movement throughout routine.</li> </ul>	10.0		
<b>Spacing</b>			
<ul style="list-style-type: none"> <li>Spacing of squad members in relation to each other.</li> </ul>	10.0		
<b>Execution of Routine Elements</b>			
<ul style="list-style-type: none"> <li>Technique, form, stability, timing, precision, uniformity (i.e. building/tumbling/jumps/kicks/turns, etc...).</li> </ul>	10.0		
<b>TOTAL SCORE</b>			
			Judge: <input style="width: 100px;" type="text"/>

**usa.varsity.com**

2023-2024 - Version 5.13.23

**2023-2024 SPIRIT  
COMPETITIONS**

GAME DAY - FIGHT SONG  
ROUTINE  
STRUCTURE / CHOREOGRAPHY

---

**Team Name:**
**Division:**
**# On Team**

---

Game Day Material	Max Value	Score	Comments:
<ul style="list-style-type: none"> <li>Proper &amp; practical use of material, and props, if applicable, relevant to game day environment.</li> </ul>	10.0		
<b>Overall Impression of Routine Elements</b>			
<ul style="list-style-type: none"> <li>Elements incorporated to enhance the squad's ability to properly lead the crowd (i.e. building/tumbling/jumps/kicks/turns, etc...).</li> </ul>	10.0		
<b>Visuals/Variety</b>			
<ul style="list-style-type: none"> <li>Use of variety of movements to complement the music, visual effects (level changes, ripples/roll-offs) and creative movement within groups.</li> </ul>	10.0		
<b>Formations/Transitions</b>			
<ul style="list-style-type: none"> <li>Crowd coverage. Creative, visual &amp; effective formations &amp; ways to move from one formation to another.</li> </ul>	10.0		
<b>TOTAL SCORE</b>			
			Judge: <input style="width: 100px;" type="text"/>

**usa.varsity.com**

2023-2024 - Version 5.13.23

**2023-2024 SPIRIT  
COMPETITIONS**

GAME DAY - FIGHT SONG  
SHOWMANSHIP

---

**Team Name:**
**Division:**
**# On Team**

---

Crowd Appeal	Max Value	Score	Comments:
<ul style="list-style-type: none"> <li>Voice, energy, showmanship, facial expression, eye contact &amp; overall connection to the crowd.</li> </ul>	10.0		
<b>Overall Impression</b>			
<ul style="list-style-type: none"> <li>Judge's impression of entire performance encompassing all score sheet categories. This includes audience appropriateness.</li> </ul>	10.0		
<b>TOTAL SCORE</b>			
			Judge: <input style="width: 100px;" type="text"/>

**usa.varsity.com**

## SITUATIONAL SIDELINE/CHEER CATEGORY (2 elements to this routine)


### ROUTINE AND JUDGING REQUIREMENTS

- Each team will respond to a game time sideline situation (presented by the announcer), followed by a second element of an additional crowd-oriented cheer/chant/traditional yell/drum cadence, etc. not to exceed 1 minute in total routine length for the two elements that are required.
- Situational Sideline/Cheer will begin with the presentation of a game time sideline situation.
- Timing starts once the game situation has been presented and ends at the conclusion of the second element of the routine – the crowd-oriented Cheer section of the routine. (this is the overall end of the routine)
- The team may start their routine on or off the mat for the reading of their game time sideline situation. Once the situation is read, timing begins.
- No music may be used during the performance. Live drummer(s), other band members and/or drum track is allowed. All specialty skills (i.e. jumps, stunts and/or tumbling) must be performed within a safe distance of all drummers and/or other band members. Drummer(s) and/or any other band members cannot be involved in any type of specialty skill and must be positioned off the cheerleading mat.
- Each team's crowd-oriented Cheer presentation (the second element of the overall routine) must include at least one component required from the following: cheers, chants, traditional yells, and/or drum cadences. This is a separate crowd-oriented cheer that is not directly related to the situational cheer, but rather is an add-on following the situational cheer.
- Teams should utilize all areas of their squad's crowd-leading strengths. The use of poms, signs, flags, megaphones and/or banners is required.
- Judging will be based on the following criteria, as well as elements noted on the scoresheet:
  - Crowd communication, including; crowd effective material, spacing and formations, voice and pace, crowd leading skills and use of poms, signs, flags, megaphones and/or banners.
  - Placement, synchronization and strength of motions.
  - Overall impression and crowd appeal.
- Emphasis should be placed on crowd involvement and practicality. All material should be suitable for a game or pep rally.

### SPECIFIC SKILL RESTRICTIONS – SITUATIONAL SIDELINE/CHEER CATEGORY

- No baskets, sponge, elevator, or similar type tosses permitted.
- No stunt/pyramid inversions are allowed.
- No twisting dismounts are allowed.
- Single leg extended stunts are limited to liberties and/or liberty hitches.
- No running tumbling is allowed.
- Standing tumbling skills are limited to single skills.

2023-2024 - Version 5.13.23




**2023-2024 SPIRIT  
COMPETITIONS**


GAME DAY  
SITUATIONAL SIDELINE / CHEER  
EXECUTION

**Team Name:** \_\_\_\_\_ **Division:** \_\_\_\_\_ **# On Team** \_\_\_\_\_

Motion Strength/Placement	Max Value	Score	Comments:
<ul style="list-style-type: none"> <li>Sharpness, strength of motion. Proper control &amp; placement of motions.</li> </ul>	10.0		
<b>Voice &amp; Pace</b>			
<ul style="list-style-type: none"> <li>Loud, natural voices with appropriate inflection &amp; easy to follow. Moderate, controlled pace.</li> </ul>	10.0		
<b>Execution of Routine Elements</b>			
<ul style="list-style-type: none"> <li>Technique, form, stability, timing, precision, uniformity (i.e. building/tumbling/jumps/kicks/turns, etc...).</li> </ul>	10.0		
<b>TOTAL SCORE</b>			
30.0			<small>GAME DAY - SITUATIONAL SIDELINE / CHEER EXECUTION</small> Judge: _____

**usa.varsity.com**


2023-2024 - Version 5.13.23




**2023-2024 SPIRIT  
COMPETITIONS**


GAME DAY  
SITUATIONAL SIDELINE / CHEER  
CROWD LEADING / CHOREOGRAPHY

**Team Name:** \_\_\_\_\_ **Division:** \_\_\_\_\_ **# On Team** \_\_\_\_\_

Game Day Material	Max Value	Score	Comments:
<ul style="list-style-type: none"> <li>Proper &amp; practical use of material relevant to game day environment.</li> </ul>	10.0		
<b>Crowd Communication Skills</b>			
<ul style="list-style-type: none"> <li>Accurate situation response, clear set-up, use of crowd encouragement and ability to cue crowd.</li> </ul>	10.0		
<b>Crowd Leading Tools</b>			
<ul style="list-style-type: none"> <li>Effective use of props (signs, megaphones, poms and/or flags) and encouragement to lead the crowd.</li> </ul>	10.0		
<b>Overall Impression of Routine Elements</b>			
<ul style="list-style-type: none"> <li>Elements incorporated to enhance the squad's ability to properly lead the crowd (i.e. building/tumbling/jumps/kicks/turns, etc...).</li> </ul>	10.0		
<b>Formations/Transitions</b>			
<ul style="list-style-type: none"> <li>Crowd coverage. Creative, visual &amp; effective formations &amp; ways to move from one formation to another.</li> </ul>	10.0		
<b>TOTAL SCORE</b>			
50.0			<small>GAME DAY - SITUATIONAL SIDELINE / CHEER CROWD LEADING / CHOREOGRAPHY</small> Judge: _____

**usa.varsity.com**


2023-2024 - Version 5.13.23




**2023-2024 SPIRIT  
COMPETITIONS**

GAME DAY  
SITUATIONAL SIDELINE / CHEER  
SHOWMANSHIP

**Team Name:** \_\_\_\_\_ **Division:** \_\_\_\_\_ **# On Team** \_\_\_\_\_

Crowd Appeal	Max Value	Score	Comments:
<ul style="list-style-type: none"> <li>Energy, showmanship, facial expression, eye contact &amp; overall connection to the crowd.</li> </ul>	10.0		
<b>Overall Impression</b>			
<ul style="list-style-type: none"> <li>Judge's impression of entire performance encompassing all score sheet categories. This includes audience appropriateness.</li> </ul>	10.0		
<b>TOTAL SCORE</b>			
20.0			<small>GAME DAY - SITUATIONAL SIDELINE / CHEER SHOWMANSHIP</small> Judge: _____

**usa.varsity.com**


## SONG/POM GAME DAY RULES & GUIDELINES

### GENERAL RULES

Please see specific skill restrictions below for each category. These restrictions must be followed whether a song/pom competitor is in a Song/Pom Game Day category or a combined routine under one of the Cheer Game Day categories. All skills should be carefully reviewed and supervised by a qualified adult advisor/director/coach.

#### A. Categories/Divisions

There is an all-in-one category. Qualification to attend Jr. Nationals is required to compete in Game Day. All-In-One Performance (performed in this order -- Fight Song/Spirit Raising/Performance Routine)

Division Offered:

- Junior High / Middle School – 5-23 Members

#### B. School/Organization Representation

All members of the performing squad must be current members of the official school song/pom team. These must be individuals who performed for games during the appropriate season. (Exception: this will not preclude participation from sister schools for same-gender schools as long as they are official members of the squad.) All Song/Pom Game Day routines are required to be comprised entirely of members of the school's song/pom team. Other performance-based and/or spirit groups **may not** enter the song/pom only divisions.

The team and each participating member/coach should constantly display good sportsmanship throughout the entire performance regarding respect for themselves, other teams and the viewing audience. Teams should refrain from any taunting, bragging, or suggestive expressions or gestures as well as discrimination of any nature. We recommend that the team and each of its members display an overall appearance conducive to serving as public representatives and ambassadors of their school in regard to grooming, traditional and appropriate attire, make-up, uniformity, etc.

**Uniforms** – Refer to same section above.

**Uniform Distractions** – Refer to same section above.

**Make-Up** – Refer to same section above.

**Hair** – Refer to same section above.

#### **Shoes**

All participants must wear soft-soled shoes on both feet while competing. Shoes must have a solid sole and cover the toe and heel. This is a safety rule and if a violation occurs, a 3 point deduction will be incurred.

**C. Appropriateness of Choreography, Music, Words and Outfitting** – Refer to same section above.

**D. Competition Area** – Unique to Game Day

- Participants may enter from outside the competition area for their performance.
- Tossing, throwing or other projecting of any type of object outside the competition floor and/or into the crowd is not allowed.
- Teams may use poms, but they are not required in the Performance Routine category. Poms are required for all female team members for the Fight Song and Spirit Raising categories.
- No other props or signs are allowed

**E. Music** – Refer to same section above.

**Music Rules/Restrictions** – Refer to same section above.

**Challenge Process** – Refer to same section above.

**Virtual Competitions Music Rules** – Refer to same section above.

**F. Time Limitations/Entrance/Exit** – Unique to Game Day

- Stand-Alone divisions- Each team will perform a routine not to exceed 1 minute.
- Combined division - Each team will perform a routine not to exceed 3 minutes.
- Teams may not set up poms in advance of any category.
- See specific category for details on the start and stop of each type of routine.
- All team breaks, rituals and traditions need to take place prior to the team being called to the performance floor
- Teams should take the floor immediately with spirit and enthusiasm, but without excessive gestures. Example: chest bumps, hugs, hand-shakes, etc.
- All teams should refrain from any type of excessive celebration following the team's performance. Any team in violation may receive a "sportsmanship" penalty.
- There should not be any organized exits or other activities after the official ending of the routine.

**G. Video Media Policy** – Refer to same section above.

**H. Logo Usage** – Refer to same section above.



## GAME DAY “ALL-IN-ONE” PERFORMANCE

### ROUTINE AND JUDGING REQUIREMENTS

- This category combines all 3 divisions described below into one performance.
- Teams will perform the following routines in the below order to fulfill the “All-In-One” category:
  - Fight Song
  - Spirit Raising
  - Performance Routine
- Time limitations: 1:00 minute for each routine. Timing will begin with the first organized movement, voice or note of music, whichever comes first. Timing will end with the last beat of music or organized movement. Timing will be recorded for each routine.
- A team may begin on or off the performance floor for the start of the **Fight Song**. They must remain on the performance floor for the start of **Spirit Raising** and **Performance Routine**.
- Each routine will have a beginning and an end. Teams are encouraged to show spirit to the crowd between each routine.
- The use of poms is required for all female members during the Fight Song and Spirit Raising. For the Performance Routine, the use of poms is permitted, but not required. The use of signs, flags, banners or other spirit related props are permitted but not required.
- If an accessory (i.e. hair bows) or an article of clothing adds to the overall effect and/or theme of the routine, it will be considered “costuming.” Costuming is not allowed.
- For each routine, see category description above for routine/judging requirements and specialty skill restrictions.
- It is encouraged that teams use the same routines performed in the individual categories for the Game Day “All-In-One” performance.

For specific Song/Pom Game Day questions, please email to [USADanceRules@varsity.com](mailto:USADanceRules@varsity.com).

## FIGHT SONG SECTION

### ROUTINE AND JUDGING REQUIREMENTS

- Each team will perform a routine not to exceed 1 minute.
- Teams are encouraged to use their traditional school fight song. Should your school fight song exceed 1 minute, and no reasonable way to edit the routine is possible, please contact the USA office for approval.
- A team may begin on or off the performance floor for the start of their music. Once the team name is called and the music begins, timing of the overall routine starts.
- Timing will end with the last beat of music or organized movement.
- The use of poms is required for all female members. The use of signs, flags, banners or other spirit related props are permitted but not required.
- Choreography should represent a traditional Fight Song that your team performs at games or community events.
- Costuming is not permitted.
- Judging will be based on the following criteria, as well as elements noted on the scoresheet:
  - Game Day oriented material
  - Crowd communication skills
  - Incorporation of game day/sideline appropriate skills
  - Formations/transitions
  - Motion strength and placement
  - Spacing
  - Execution of skills
  - Crowd appeal and overall impression

Emphasis should be placed on practicality and crowd involvement. All material should be suitable and able to be performed multiple times during a game or pep rally.

### SPECIFIC SKILL RESTRICTIONS – FIGHT SONG CATEGORY

- Teams will follow the same Safety Rules as all other USA Song/Pom Divisions.

## **SPIRIT RAISING SECTION**

### **ROUTINE AND JUDGING REQUIREMENTS**

- Each team will perform a routine not to exceed 1 minute.
- A team must begin on the performance floor for the start of their music. Once the team name is called and the music begins, timing of the overall routine starts.
- Timing will end with the last beat of music or organized movement.
- The use of poms is required for all female members. The use of signs, flags, banners or other spirit related props are permitted but not required.
- The performance should have an emphasis on crowd appeal, encourage crowd interaction and involvement (i.e., yell backs, spell outs, school colors, etc.), and display excitement and genuine school spirit.
- The performance should consist of one or more of the following types of material:
  - Band Chant
  - Drum Cadence
  - Sideline Routine
  - Stand Routine
- Camp material may easily be adapted to fit this category. For example, any band chant learned at a 2023 Varsity Brands camp could be used for this routine. Examples might include “Party in the USA”, “Rock ‘N Roll Part II”, “Land of A Thousand Dances,” etc.
- If an accessory (i.e. hair bows) or an article of clothing adds to the overall effect and/or theme of the routine, it will be considered “costuming.” Costuming is not permitted.
- Judging will be based on the following criteria, as well as elements noted on the scoresheet:
  - Game Day oriented material
  - Crowd communication skills
  - Incorporation of game day/sideline appropriate skills
  - Formations/transitions
  - Motion strength and placement
  - Spacing
  - Execution of skills
  - Crowd appeal and overall impression

These routines are intended for quick, spur-of-the-moment game day situations. There may or may not be a repeated sequence of choreography. Emphasis should be placed on crowd interaction/involvement and entertaining the crowd. All material should be suitable and able to be performed multiple times during a game or pep rally/assembly.

### **SPECIFIC SKILL RESTRICTIONS – SPIRIT RAISING CATEGORY**

- Teams will follow the same Safety Rules as all other USA Song/Pom Divisions.

## PERFORMANCE ROUTINE SECTION

### ROUTINE AND JUDGING REQUIREMENTS


- Each team will perform a routine not to exceed 1 minute.
- A team must begin on the performance floor for the start of their music. Once the team name is called and the music begins, timing of the overall routine starts.
- Timing will end with the last beat of music or organized movement.
- The use of poms is permitted, but not required. The use of signs, flags, banners or other spirit related props are permitted but not required.
- If an accessory (i.e. hair bows) or an article of clothing adds to the overall effect and/or theme of the routine, it will be considered “costuming.” Costuming is not allowed.
- The Performance Routine must be in the style of pom, jazz, hip hop, kick or combination of any of these styles.
- Judging will be based on the following criteria, as well as elements noted on the scoresheet:
  - Game Day oriented material
  - Incorporation of game day/sideline appropriate skills
  - Formations/transitions
  - Motion strength and placement
  - Spacing
  - Execution of skills
  - Crowd appeal and overall impression

Emphasis should be placed on crowd entertainment.

### SPECIFIC SKILL RESTRICTIONS – PERFORMANCE ROUTINE CATEGORY

- Teams will follow the same Safety Rules as all other USA Song/Pom Divisions.

2023-2024 - Version 6.15.23



## 2023-2024 SPIRIT COMPETITIONS


Song/Pom Game Day Scoresheet  
All-In-One Performance

<b>Team Name:</b>	<b>Division:</b>	<b># On Team</b>
-------------------	------------------	------------------

Fight Song	Max Value	Score	Comments:	
Game Day Material	5			
Visuals/Formations/Transitions	5			
Motion/Skill Execution	5			
Synchronization/Spacing	5			
<b>Spirit Raising (Band Chant)</b>				
Game Day Material	5			
Visuals/Formations/Transitions	5			
Motion/Skill Execution	5			
Synchronization/Spacing	5			
<b>Performance Routine</b>				
Game Day Material	5			
Visuals/Formations/Transitions	5			
Motion/Skill Execution	5			
Synchronization/Spacing	5			
<b>Showmanship</b>				
Crowd Appeal	20			
Overall Impression	20			
<b>TOTAL SCORE</b>	<b>100</b>			

**ALL-IN-ONE PERFORMANCE**

Judge: \_\_\_\_\_



**usa.varsity.com**

SONG/POM GAME DAY ALL-IN-ONE PERFORMANCE 2023-2024 - Version 6.15.23

All 3 Game Day routines will be performed for this division and in the following order:  
Fight Song, Band Chant and Performance Routine. Each routine will be judged on the below criteria.

CHOREOGRAPHY (30 points possible for all 3 routines)

**GAME DAY MATERIAL (15 points possible per routine)**

- Routine skills and movement are relevant to the game day environment.
- Encourages crowd interaction and involvement (this is not required for the performance routine).

**VISUALS/FORMATIONS/TRANSITIONS (15 points possible per routine)**

- Variety of movement and visual effects that complement the music.
- Visual and effective formations and transitions.

EXECUTION (30 points possible for all 3 routines)

**MOTION/SKILL EXECUTION (15 points possible per routine)**

- Proper control, placement and sharpness of motions.
- Proper technique and uniformity of skills.

**SYNCHRONIZATION/SPACING (15 points possible per routine)**

- Timing of movement throughout the routine.
- Spacing of team members in relation to each other.

SHOWMANSHIP (40 points possible for all 3 routines)

**CROWD APPEAL (20 points possible)**  
Energy, showmanship, facial expression, eye contact and overall connection to the crowd.

**OVERALL IMPRESSION (20 points possible)**  
Judge's Impression of the entire performance encompassing all scoresheet categories. This may include elements such as: Appearance and Appropriateness.

TOTAL POINTS POSSIBLE (100 points for all 3 routines)

POINT SCALES

<p><b>15 Point Scale:</b></p> <table border="1" style="width: 100%; border-collapse: collapse; font-size: x-small;"> <tr><td>Superior</td><td>13-15</td></tr> <tr><td>Above Average</td><td>10-12</td></tr> <tr><td>Average</td><td>7-9</td></tr> <tr><td>Below Average</td><td>0-6</td></tr> </table>	Superior	13-15	Above Average	10-12	Average	7-9	Below Average	0-6	<p><b>20 Point Scale:</b></p> <table border="1" style="width: 100%; border-collapse: collapse; font-size: x-small;"> <tr><td>Superior</td><td>18-20</td></tr> <tr><td>Above Average</td><td>15-17</td></tr> <tr><td>Average</td><td>12-14</td></tr> <tr><td>Below Average</td><td>0-11</td></tr> </table>	Superior	18-20	Above Average	15-17	Average	12-14	Below Average	0-11
Superior	13-15																
Above Average	10-12																
Average	7-9																
Below Average	0-6																
Superior	18-20																
Above Average	15-17																
Average	12-14																
Below Average	0-11																

